



NeutralPosture

SEATING

PRICE LIST

2022
January

TABLE OF CONTENTS

CHAIR USES MATRIX	2
N-TUNE SEATING SYSTEM	4
GUARDIAN	5
CONNEXION ARM	5
SELLING POLICY	6
Terms & Conditions	6
Ordering	6
Prices	6
Taxes	6
Lead Time	6
Customer's Own Material (COM)	6
Storage Fee	6
Compliance with Law	6
Shipping	7
Freight Damage	7
Returns	7
Warranty Claims	7
Delay/Force Majeure	7
QUICK SHIP PROGRAM	8
Overview	8
Fabrics	8
WARRANTY	9
Lifetime Single Shift	9
Continuous-shift Intensive Use	9
GENERAL INFORMATION	10
Patent Information	10
Certification	10
Design	10
Commitment to Non-obsolescence	10
Women's Business Enterprise (WBE)	10
Woman Owned Small Business (WOSB)	10
Historically Underutilized Business (HUB)	10
BIFMA	10
SCS Indoor Advantage	10
Custom Logos	10
Cleanroom to Class 100	11
ESD Seating	11
ESD Order Form	12
COM Form	13
GSA Contract Overview	14
GSA Contract Details	15

HIGH PERFORMANCE SEATING	16
Headrest Options	18
Back Options	18
Seat Options	18
Mechanism Options	19
Arm Options	19
1000 Series	20
5000 Series	22
6000 Series	24
8000 Series	26
8000 Series – Tall & Skinny	28
Big & Tall	30
XSM – Extra Small	32

TASK/CONFERENCE SEATING	34
Arm Options	36
Chair Mechanism Options	38
Stool Mechanism Options	39
Headrest Options	40
Connexion Arm	41
Balance	42
Cozi	44
Cozi Stool	46
Cozi 24/7	48
Cozi Guest	50
E-Series	52
Embrace	54
Embrace Guest	56
Icon	58
Knomi	60
Knomi Mesh/Mesh	62
NV	64
Renati	66
Right Chair	68
Right Chair Stool	70
Right Chair Mesh	72
Right Chair Mesh Stool	74
Right Chair Guest	76
U4ia	78
U4ia Stool	80
U4ia Guest	82
Ulius	84
Ulius Stool	86
Ulius Guest	88

ACTIVE/GUEST SEATING	90
Dice	92
Facet	94

INDUSTRIAL/HEALTHCARE SEATING	96
AbChair	98
Adapta Stool	100
Geo	102
Graphite	104
Stratus Upholstered	106
Stratus Urethane	108

STOOL OPTIONS	110
NeXtep	110
N-position	110
Footrings	111
Footrests	111

WORKPLACE ACCESSORIES	112
Keyboard Arms	114
Keyboard Trays	114
Easy Combos	115
Monitor Arms	116
Forearm Supports	117
Anti-fatigue Floor Mats	117
Tablet Holder	117
CPU Holders	117

SIT/STAND	118
StandUp	118
StandUp A1	119

DESKS/TABLES	120
Features	120
Construction	120
Surface Materials	120

OCCASIONAL	122
Round	122
Square	123

CONFERENCE	124
Oval	124
Rectangle	125

DESKS	126
C-legs	126
O-legs	126
T-legs	127

SIT/STAND DESKS	128
Electric Height Adjustable	128
Stand-biased	129
















SIT/STAND PACKAGES	130
1000 Series Sit/Stand Packages	130
8000 Series Sit/Stand Packages	131

SCREENS	132
Privacy/Modesty Panels	132

UPHOLSTERY	134
Fabrics	134
ESD	134
Crypton	134
Leathers/Faux Leathers	135
Quick Ship	135



























GRADED IN FABRICS	136
Arc Com	136
Carnegie	137
C.F. Stinson	138
Designtex	140
Guilford of Maine	141
Luna	141
Luum	142
Maharam	142
Mayer	143
Momentum	144
Paul Brayton	145
Ultrafabrics®	145
CTL Leather	146
Spradling Vinyl	146

Chair Uses Matrix

			Quick Ship	High Performance	Work/Task	Executive	Conference/ Training Room	Guest	Stools
		1000 Series page 20	QS	✓	✓	✓			✓
		5000 Series page 22	QS	✓	✓				✓
		6000 Series page 24	QS	✓	✓	✓			
		8000 Series page 26	QS	✓	✓	✓			✓
		Balance™ page 42			✓	✓	✓		
		Big & Tall page 30	QS	✓	✓	✓			
		Cozi® page 44	QS		✓		✓	✓	✓
		Cozi® 24/7 page 48	QS		✓		✓	✓	✓
		Dice™ page 92						✓	
		E-Series™ page 52	QS		✓	✓	✓		✓

✓ Standard

Chair Uses Matrix

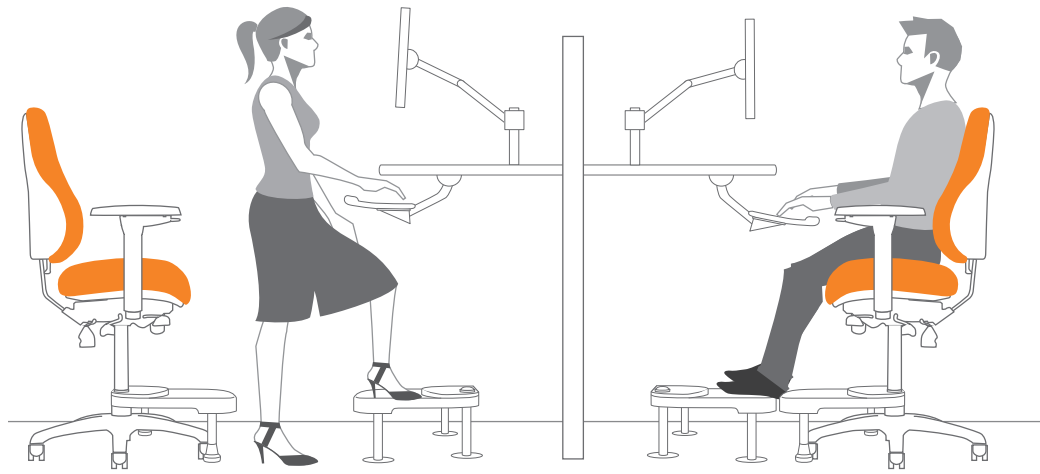
High Performance	Work/Task	Executive	Conference/ Training Room	Guest	Stools	Quick Ship				
		✓	✓	✓			Embrace™ page 54			
				✓			Facet page 94			
	✓	✓	✓		✓		Icon™ page 58			
	✓	✓	✓				Knomi® page 60			
		✓	✓				NV™ page 64			
	✓	✓	✓		✓		Renati™ page 66			
	✓	✓	✓	✓	✓		Right Chair® page 68			
	✓	✓	✓	✓	✓		U4ia® page 78			
	✓	✓	✓	✓	✓		Ulius® page 84			
✓	✓	✓			✓		XSM™ page 32			

✓ Standard

START OF A REVOLUTION

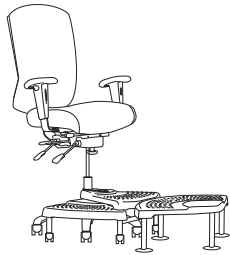
N·tune®, developed by Certified Professional Ergonomists, is all about raising desk heights from 29" to 40" and then raising the chair to stool height, allowing users to easily transition between sitting and standing throughout the workday. Not only does this help alleviate the pains of a sedentary workday, the overall health benefits it provides are immense as well.

By standing for just 2 hours more than normal throughout an average workday, you can burn an extra 280 calories, translating into improvements in BMI, cholesterol, blood pressure levels and many other positive health outcomes.



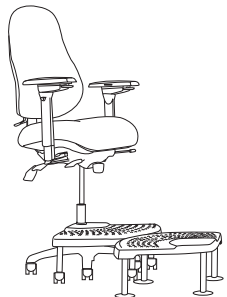
GOOD

- U4ia® with up to 13 adjustable features
- Single platform, depth adjustable 10" NeXtep®
- N-position™ with 10" platform
- N-position™ supports up to 400 lbs



BETTER

- Cozi® with up to 13 adjustable features
- Dual platform, depth adjustable 8"/10" NeXtep® combo
- N-position™ with 10" platform
- N-position™ supports up to 400 lbs



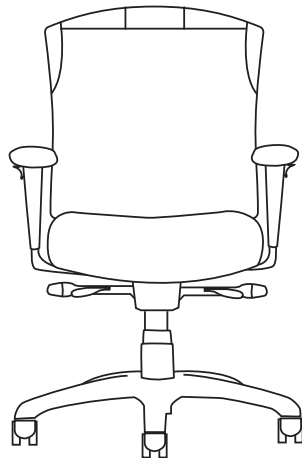
BEST

- 8000 Series with up to 15 adjustable features
- Wide single platform 10" NeXtep® provides more surface area
- N-position™ with 10" platform
- N-position™ supports up to 400 lbs

GUARDIAN®

The Guardian® is a NIJ Level II compliant bullet resistant vest custom fitted over the chair's back. A NIJ Level II compliant bullet resistant vest will provide protection against regular powered 9mm handguns, up to .357 Magnums. The vest fits over the back of the Cozi chair

and is easily removable. With the vest on the chair, it can also be used as a shield by kneeling behind the back of the chair. In a situation where response time can save your life, there is no quicker solution to protection than having the Guardian® at your desk.



NIJ Level II compliant



Best of NeoCon Gold award winner



Protection against regular powered 9mm handguns, up to .357 Magnums



Inconspicuous
Looks like a regular chair



Use as shield or vest



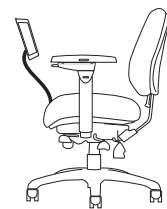
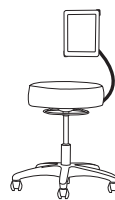
AVAILABLE MODELS

Cozi	page 44
Cozi Stool	page 46
Cozi 24/7	page 48

CONNEXION® ARM

FEATURES

- Quickly and easily position your tablet where it's comfortable for you
- Holds your tablet so you don't have to
- Eliminates awkward postures and helps reduce upper body fatigue
- Engineered for ease of use
- Can be used while sitting or standing
- 3 mounting options, left, right or both



TERMS AND CONDITIONS

For all non-rated or new accounts, payment terms are Cash in Advance (C.I.A.) until credit has been approved or rated. Please send full credit information and references and allow time for Credit Department approval.

For all established accounts, payment is due within thirty (30) days from the invoice date. Neutral Posture (NP) reserves the right to change or cancel the terms of sale based on volume, credit rating and/or credit information. Prepayment, whole or in part, may be requested at any time at the discretion of the corporate office.

Past due accounts are subject to a 1.5% late charge or maximum amount permitted under local law, for each thirty (30) days the outstanding balance remains open after the due date.

Withholding of payments based on carrier damages, shortages or other disputes is illegal and subject to charges.

Neutral Posture does not accept credit cards.

ORDERING

All orders must be in writing; faxed, emailed or mailed. The product model number(s) contained in the order acknowledgment shall be the final expression of the order. A purchase order is not binding on NP until customer has received NP's order confirmation or acknowledgment. Orders must have a contact name and phone number. Orders may not be cancelled without written consent of Neutral Posture.

To expedite complete/correct entry of your order, be certain all model numbers, quantities, colors and area identifications are completely specified. Also, include complete purchase order number(s), bill-to and ship-to addresses, a contact name and specific shipping dates required.

Orders should be sent to:
Neutral Posture
3904 N Texas Avenue Bryan, TX 77803
979.778.0502 (Option 2)
800.446.3746
979.778.0408 FAX
E-mail: orderentry@neutralposture.com

When an order is received, it is assigned a scheduled ship date. That date is shown on the order acknowledgment.

Purchase orders may not be changed or cancelled, in whole or in part, without prior written consent of NP. Changes may affect delivery dates. Expenses incurred because of changes shall be charged to customer. In the event of cancellation, customer will be liable for reasonable cancellation charges as established by NP. Orders for special product, orders including customer's own material (COM) and orders pursuant to expedited delivery programs, may not be cancelled.

An Expedite fee of a minimum of 3% of net will be charged for orders requiring less than standard lead time.

PRICES

Prices are subject to change without notice. List prices shall be those in effect on the date of receipt of purchase order unless shipment is requested more than ninety (90) days after order entry in which case prices in effect on the date of shipment apply. Prices in effect at time of shipment prevails in the event of a discrepancy.

TAXES

All sales, use, excise and other taxes applicable to the sale of the products shall be paid by customer. If customer claims an exemption from any tax, customer shall submit to NP the appropriate exemption certificates.

LEAD TIME

Quick Ship lead time is five (5) business days for products noted with Quick Ship in the price list for quantities of 25 chairs or less. 5 day Quick Ship must be requested on purchase order and is not guaranteed until acknowledged by NP's corporate office. Lead times can vary due to fluctuation in production capacity. It is always best to confirm lead time with Customer Service. Standard lead time is 3 - 4 weeks for orders that are not Quick Ship and/or Quick Ship quantities of 26 - 300 units. For larger orders contact Customer Service for lead time.

An expedite fee of a minimum of 3% of net will be charged for orders requiring less than standard lead times. Less than standard lead time is clarified as less than 5 business days for Quick Ship models/quantities or less than 3 - 4 weeks on non-Quick Ship models. Customer to contact Customer Service prior to submitting the order to confirm expediting is available for their specific order.

CUSTOMER'S OWN MATERIAL (COM)

A customer who requests a fabric or other surface material not standard to NP's line of products, must submit samples of the requested material to NP prior to entry of a customer order. NP will determine if the material is suitable to its manufacturing processes and products. The customer shall identify the COM to meet any applicable requirements of Underwriters Laboratories, CAL 117-2013, and/or Canadian Standards Association. If the COM is acceptable, NP will then establish a price for using the COM. For the procedures for submitting samples and testing, contact Customer Service. NP shall have no responsibility for the appearance, condition, performance, durability, colorfastness or any other physical attribute of the COM. Customer shall indemnify and hold NP harmless for any damages, injuries or losses arising out of or related to use of the COM on the product.

STORAGE FEE

Any changes made by the customer to postpone the delivery date on orders which have already gone into production, will be charged a storage fee. This fee will be applied to both partially and fully built orders. NP will advise of fee prior to applying charge.

COMPLIANCE WITH LAW

Customer is solely responsible for compliance with all applicable federal, state and local laws, ordinances, regulations, rules and standards relating to the installation, maintenance, use and operation of the products.

TERMS AND CONDITIONS

SHIPPING

Most NP products include shipping. All standard discount orders are F.O.B destination delivered by way of parcel or freight carrier dock to dock within the forty-eight (48) contiguous United States and the District of Columbia. NP will designate the shipping mode and carrier based on geographical location and best service as defined by our Logistics Department.

For orders shipping outside the forty-eight (48) contiguous United States and the District of Columbia, customer pays shipping from port of embarkation to destination and order will be shipped "best way". Customer will incur additional charges if they choose to specify a freight carrier.

Any order requiring special delivery service, other than normal dock to dock delivery, will incur additional charges. These services include, but are not limited to residential delivery, limited access delivery, lift gate service, inside delivery, call before delivery, re-routed deliveries, specific delivery date/time requests or congestion fees. These charges will be quoted upon customer request.

Conditions beyond the control of NP, including weather, available facilities and traffic conditions, may affect exact time of delivery. NP shall not be responsible for specific carrier delivery date or time unless it has made a specific delivery commitment, in writing.

Delivery date and time are at the discretion of the carrier within reasonable transit time unless special arrangements have been agreed to in writing between customer and NP prior to shipment.

Accessorial Charges

Delivery Appointment Required
Inside Delivery/Pick Up
Items Over 96 Inches
Lift Gate Required
Limited Access Delivery
Notification/CBD
Residential Delivery
Ship Fully Assembled
Pre-delivery Notification
Re-delivery/Return Trip

Contact Customer Service at
customerservice@neutralposture.com
or 979.778.0502 for pricing.

DELAY/FORCE MAJEURE

NP shall not be liable for failure to perform or for delay in performance due to fire, flood, strike or other labor difficulty, act of God, act of any governmental authority or of the customer, riot, embargo, fuel or energy shortage, wrecks or delay in transportation, inability to obtain necessary labor, materials or manufacturing facilities from usual sources or failure of suppliers to meet their contractual obligations, or due to any cause beyond its reasonable control. If any such event occurs, NP may extend delivery dates by a period of time necessary to overcome the effect of such delay, allocate available product or cancel any purchase order.

FREIGHT DAMAGE

Upon receipt of shipment consignee is responsible for checking delivery for shortages or signs of damage. If a problem is discovered, bring it to the driver's attention immediately. If any of the goods called for on the Bill of Lading are shorted or damaged, consignees should not accept them until the carrier makes a notation on the freight bill of the shorted or damaged goods. The more precise the notation, the easier the claim can be resolved. NP's responsibility ceases when the consignee signs the freight delivery receipt as received in good condition. Shipping claims must be made within thirty (30) days of shipment delivery.

RETURNS

The return of product without written authorization by NP shall not be accepted. All merchandise returns must be pre-approved by the corporate office and sent freight prepaid. Contact the Warranty Department, warrantyrequest@neutralposture.com, to receive a Return Merchandise Authorization (RMA) number for any return. RMAs are valid for thirty (30) days and any returned merchandise without a RMA number will be refused.

No deductions from any NP invoices can be made for return merchandise until it is approved by the corporate office. No deductions will be honored until returned goods are processed through our Quality Control Audit.

All returns for canceled orders must be pre-approved by the corporate office and sent freight prepaid. No returns will be authorized unless our inventory allows it, the parts are in good reusable condition and it was sold within the last thirty (30) days. Authorized seating returns will be charged a thirty percent (30%) (twenty percent (20%) for GSA) restocking fee, by agreement, to cover handling, inspection, stocking and repackaging. Authorized systems returns are subject to a forty-five percent (45%) of list restocking charge. Products not currently offered for sale by NP (including COM) shall not be authorized for return. All returned products must be unused, in original condition and in the original NP packing cartons. No refund or credit will be given for damaged products.

WARRANTY CLAIMS

NP reserves the right to specify that items or parts claimed to be defective, be returned to the factory for our inspection. If the claim is justified, repair or replacement of defective parts under warranty will be made through NP at no cost to the customer. NP will, at its discretion, reimburse the furniture dealer for labor (actual costs only) on warranty parts. The furniture dealer must submit a quote to be approved prior to service. If approved, the furniture dealer must then submit an invoice to NP for reimbursement after the service is completed. Freight for products and parts covered under warranty will be covered for the forty-eight (48) contiguous states and the District of Columbia, with the method of shipping at NP's discretion. All claims must include the product serial number. NP will have no warranty obligation if the product was subjected to abuse, alteration, misuse, negligence or accident or if the user fails to perform the proper maintenance for the product.

warrantyrequest@neutralposture.com

QUICK SHIP OVERVIEW

Neutral Posture's Quick Ship program allows customers to receive selected items sooner, for no extra charge. Items available on the Quick Ship program will be manufactured and shipped within 5 business days of an accurately specified order. Orders must be designated as Quick Ship on the PO in order to be processed as Quick Ship.

AVAILABLE CHAIRS	MAX QTY
1000 Series	25
5000 Series	25
6000 Series	25
8000 Series	25
Big & Tall	25
Cozi	25
Cozi 24/7	25
E-Series	25
Icon	25
Knomi	25
Renati	25
Right Chair	25
U4ia	25
Ulius	25
XSM	25

QUICK SHIP FABRICS

Grade 1

Ranchero	Black	230609
Spacer	Pewter	200651
Spacer	Ink	200649
Spacer	Black	200648
Spacer	Wine	200650

Grade 2

Ace	Toast	200714
Ace	Peony	200710
Ace	Char	200703
Ace	Midnight	200709
Ace	Jet	200707

Grade 3

Cloud 9	Red Dawn
Cloud 9	Midnight Sky
Cloud 9	New Haze
Cloud 9	Fog
Cloud 9	Thunder
Revive	Ebony
Revive	Goose
Revive	Ink
Revive	Metal

WARRANTY

EFFECTIVE APRIL 2017

Neutral Posture warrants to the original customer from the date of purchase that the products NP manufactures and sells to the customer are free of defects in workmanship and materials under normal use during the applicable warranty period set forth below.

Normal use is defined as wear which occurs in an office environment during the course of a normal single-shift usage workday (8 hours per day/5 days per week). NP products used in an environment exceeding 8 hours per day/5 days per week, are warranted to be free from defects in workmanship and materials for a period of two (2) years.

NP's warranty obligation is limited to the replacement or repair, at NP's discretion, of defective products which have been reported by the original customer to be defective in workmanship or material and which are found to be so by NP upon inspection. Defective products shall be returned at the discretion of the corporate office and all returns must be authorized in advance. NP will assume no responsibility for any labor charges.

Freight for products and parts under warranty will be covered for the forty-eight (48) contiguous United States and the District of Columbia with the method of shipping at NP's discretion.

The user shall be responsible for all maintenance service, which includes but not limited to: lubricating and cleaning of the product, assembly, adjustment, checking all screws every six (6) months and performing operation checks.

PRODUCT AND PERIOD OF WARRANTY

12 Years

All products and components except as noted below

10 Years

Chair controls, pneumatic cylinders, casters, glides, arms and plastic components

5 Years

Arm pads, StandUp®, StandUp®A1, inflatable lumbar, anti-fatigue mats, footrings, footrests, NeXtep®, CPU holders, monitor arms, keyboard trays, keyboard mechanisms, Connexion Arm®, foam, mesh material, Guardian®

3 Years

Upholstery excluding leather, Ultraleather™, NovaSuede®, UltraSuede®, Finesse®, Graded In, COM or COL

2 Years

StandUp®X1, tablet holder, forearm supports

Replacement Parts

Warranted for two (2) years or the balance of the original warranty, whichever is longer

Engineer-to-Order Product

NP warrants all engineer-to-order products to be free from defects in workmanship given normal use and care for three (3) years of single-shift service

Purchased Parts

Warranted for thirty (30) days out of box

EXCLUSIONS

- The product was not purchased new from NP
- The product was subjected to abuse, alteration, misuse, negligence or accident
- Damage caused by a carrier
- Normal wear and tear or acts or omissions of parties other than NP (including user modification, improper use or installation of products)
- Colorfastness, matching of color, fabric puddling, or wearing qualities of any material
- Neutral Posture is not responsible for slight differences in fabric color due to supplier dye lot differences on large orders or on repeat orders placed at later dates from the original order
- Leather, Ultraleather™, NovaSuede®, UltraSuede®, Finesse®, COM, COL or any other third party materials applied to product as specified by the customer including attributes such as appearance, durability, quality, behavior, colorfastness, performance, etc.
- Non-compliance with installation and maintenance instructions
- Modifications or attachments to the product that are not approved by NP and product failures resulting from such modifications or attachments
- Damage caused by cleaning chemicals
- Dye transfers caused by external contaminants (including clothing and accessory dye such as those used on denim jeans)
- Substitution of any unauthorized non-NP components for use in the place of NP components
- Products that are exposed to extreme environmental conditions and/or have been subject to improper storage
- Damage from sharp objects such as writing utensils, heeled shoes, scissors, jewelry or keys

The warranty printed above is the only warranty applicable to these products. All other warranties expressed or limited, including but not limited to the implied warranties of merchantability and fitness for a particular purpose are disclaimed.

24 / 7 CONTINUOUS-SHIFT

Covers all components of the chair for a period of five (5) years to the original customer from the date of purchase except for upholstery and inflatable lumbar. Only upholstery with a double rub rating of over 1M is warranted for the complete 5-year period.



Models Available

Big & Tall Series	Included in Price
Cozi 24/7	Included in Price
NP Series	\$290 List Up Charge Per Chair
All other chairs	Contact Customer Service, customerservice@neutralposture.com

Always confirm pricing/availability with Customer Service.

GENERAL INFORMATION

PATENT INFORMATION

Neutral Posture® Chair AbStool®	U.S. Patent #4,552,404 U.S. Patent #6,877,812 U.S. Patent #7,104,606
360° Adjustable Arms Adjustment Guide Balance™	U.S. Patent #6,296,312 U.S. Patent #D458,777 U.S. Patent #D541,061
Connexion® Arm ElementAI® Fring® Footrest	U.S. Patent #8,955,905 U.S. Patent #D588,145 U.S. Patent #6,142,571 U.S. Patent #6,607,246
Inflatable Lumbar	U.S. Patent #6,220,663 U.S. Patent #6,290,295
Keyboard Tray NeXtep® N•Position™ StandUp® Cover for a Seating Device Other Patents Pending	U.S. Patent #D463,441 U.S. Patent #7,036,886 U.S. Patent #D557,513 U.S. Patent #7,048,236 U.S. Patent #D647,353

CERTIFICATION

Independent tests show that all NP chairs meet or exceed current ANSI/HFES 100-2007, ANSI/BIFMA and California 117 certification standards. Certain NP products meet California Technical Bulletin 133 and task intensive certification standards. All cylinders are rated Class 4 or better by UNI standards.

DESIGN

NP reserves the right to make changes and improvements in design and materials and to discontinue parts and components at their discretion.

NEUTRAL POSTURE'S COMMITMENT TO NON-OBSOLESCENCE.

To address the way people work today and the ever changing work environment, Neutral Posture introduces new and improved products. These introductions are designed to retrofit existing customer inventory. Enhancements mean nothing if you can't adapt. If a product is enhanced, function changes or demand becomes low, NP will provide compatible products across generations of equal or similar appearance and operational characteristics in terms of form, fit and function. Because mills and suppliers discontinue fabrics, laminates and paints with little or no notice, NP is not able to guarantee finish availability. When possible, notification of discontinued finishes to dealers and end users will be made. Neutral Posture will provide a 90-day window from the date of discontinuation in which we will guarantee availability of the finish.

WOMEN'S BUSINESS ENTERPRISE (WBE)

This certification is administered by the Women's Business Enterprise National Council (WBENC) and is used to qualify potential vendors as credible diversity suppliers. NP is certified as a WBE by WBENC.

WOMAN OWNED SMALL BUSINESS (WOSB)

The U.S. Small Business Administration's WOSB Federal Contract Program provides greater access to federal contracting opportunities for WOSBs. The program allows contracting officers to set aside specific contracts for certified WOSBs and helps federal agencies achieve the existing statutory goal of five percent of federal contracting dollars being awarded to WOSBs. NP is certified as a WOSB by WBENC.

HISTORICALLY UNDERUTILIZED BUSINESS (HUB)

The Texas Historically Underutilized Business (HUB) program encourages the use of HUBs in state procurement and provides information to minority and woman-owned businesses on the state's procurement process. NP is certified as a HUB.

BUSINESS AND INSTITUTIONAL FURNITURE

MANUFACTURER'S ASSOCIATION

NP is a member of the Business and Institutional Furniture Manufacturer's Association (BIFMA). Tests developed by BIFMA and approved by the American National Standards Institute (ANSI) determine the strength and durability of office furniture in its everyday use. Although this testing does not serve as a warranty or guarantee, NP standard products within this price list meet or exceed applicable ANSI/BIFMA X5.1-2011, BIFMA G1-2001 and ANSI/HFES 100-2007 standards. Combinations of options added on to the standard products may not meet ANSI/ BIFMA standards. Those combinations which do not meet ANSI/BIFMA standards are not available on GSA. Additionally, most seating is BIFMA level 2 certified. For more information, contact Customer Service at customerservice@neutralposture.com.

SCS INDOOR ADVANTAGE CERTIFICATION

All NP seating products are certified by SCS Global Services for indoor air quality.

CUSTOM LOGOS

Your company, university, mascot, etc as a custom logo in embroidery can be placed on most fabrics or in Cloud 9™. Contact Customer Service at customerservice@neutralposture.com for details and pricing.

GENERAL INFORMATION

CLEANROOM TO CLASS 100

Independent testing according to Federal STD 209E (correlates to ISO-14644C Class 5) confirms NP cleanroom seating meets or exceeds Class 100 requirements. NP cleanroom models are designed to prevent particulates in cleanroom environments. In addition to top-quality vinyl upholstery, a HEPA filtration system in the seat and backrest prevent particulate release.

Available Models	Upcharge (List)
Big & Tall	\$132
Cozi	\$132
Cozi 24/7	\$132
NPS5500-D1	\$132
NPS5600-D1	\$132
AbChair (Urethane)	\$132
Adapta Stool	\$132
Stratus Upholstered	\$132
Stratus Urethane	\$77
Graphite	\$77
Geo	\$77

ELECTROSTATIC DISCHARGE (ESD) SEATING

NP ESD models are tested to meet the requirements of today's ESD environment with conductive components and fabrics (1% carbon fiber with surface resistivity no greater than 1.3 x 10⁶ ohms/sq.cm when test in accordance with ANSI/ESD STM12.1-2013). ESD chairs are an integral part of an effective ESD system that includes a conductive floor or mat to complete conductive path.

Upholstery

- Conductive cloth or vinyl

Options

- 20" Footring
- Upholstered Back Outer
- 4" Height Adjustable Arms
- T Arms
- Drag Chain

Features

- Polished Aluminum Base

Available Chairs	Upcharge (List)
5000 Series	\$320
6000 Series	\$320
8000 Series	\$320
AbChair	\$320
Adapta	\$320
Big & Tall	\$320
Cozi	\$320
Cozi Stool	\$320
Cozi 24/7	\$320
Icon	\$385
Stratus Upholstered	\$320
XSM – Extra Small	\$320

Upcharge added to graded price. Many other options and features available at an added charge. Please refer to page 12 for pricing.

ESD Order Form

Customer _____

Contact Name _____

Phone Number _____

Fax Number _____

Email Address _____

City _____

State _____ Zip _____

Purchase Order Number _____

Quantity _____

Model # _____ List Price _____

Send completed form with order to:

Neutral Posture, Inc.
3904 N. Texas Avenue
Bryan, TX 77803
979.778.0502 (Option 2)
800.446.3746
979.778.0408 FAX
orderentry@neutralposture.com

Available Chairs

- 5000 Series
- 6000 Series
- 8000 Series
- AbChair
- Adapta
- Big & Tall (*Arms are fixed*)
- Cozi
- Cozi Stool
- Cozi 24/7
- Icon (*Upcharge is \$385*)
- Stratus Upholstered
- XSM – Extra Small

ESD Option – Per Chair

Upcharge

Standard ESD Package (E)

\$320

- Convert to equivalent ESD cylinder
- Convert to aluminum base
- Convert to equivalent ESD casters or glides
- The standard ESD chair is without arms
- ESD wiring & braiding
- Ships fully assembled

Select Additional ESD Options

- | | | |
|--------------------------|--|-------|
| <input type="checkbox"/> | Add conductivity to Upholstered Back Outer (U)
<i>Only available on Neutral Posture® Series</i> | \$22 |
| <input type="checkbox"/> | 4" Adjustable Arms with conductivity | \$264 |
| <input type="checkbox"/> | Add conductivity to 20" Chrome Footring (R2) | \$22 |
| <input type="checkbox"/> | Drag chain
<i>Includes chain and conductivity</i> | \$33 |

Total ESD up charge per chair \$ _____

Customer's Own Material (COM) Form

Dealer Name _____

Contact Name _____

Address _____

City _____ State _____ Zip _____

Phone Number _____

Fax Number _____

Email Address _____

Customer Name _____

Fabric Source (Mill) _____

Fabric Pattern Name _____

Fabric Pattern Number _____

Fabric Color _____

Backer Type (if any) _____

Fabric Orientation

Attach a fabric sample with the correct orientation

TOP

BOTTOM

Send completed form and sample yardage to:

Neutral Posture, Inc.
Attention: Customer Service
3904 N. Texas Avenue
Bryan, Texas 77803
(979) 778-0502 or
customerservice@neutralposture.com

We will make sure material is sent to the correct plant(s) for testing.

Preferred memo sample size is 12" x 12". Additional yardage may be required for testing.

Please make sure fabric has been approved for CAL117 flammability testing. Most industry fabrics have been tested and approved. NP may not use a fabric that has not been approved for CAL117.

NP will notify you of test results.

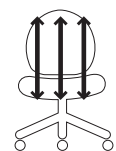
Contact Customer Service for pricing/grading. COM yardage may vary, depending on repeat pattern. COM not covered under warranty.

All COM subject to NP testing and approval.

COM form must accompany fabric.

If fabric is a stripe please select the correct orientation:

Horizontal Vertical



Is there a desired top?

Yes _____ No _____

If so please specify.

GSA Contract Overview

GSA CONTRACT

We have had a contract with GSA for over 25 years and they continue to be our most favored customer.

NP is dedicated to helping government agencies meet their facilities and acquisition needs. NP is registered with the System For Award Management (SAM) formerly Central Contractor Registry (CCR) with ORCA certifications, has an assigned cage code of 0UTL8 and is eligible to receive federal contract awards. NP is also recognized as a Woman Owned Small Disadvantaged Business by the U.S. Small Business Administration (SBA).

WOMEN-OWNED SMALL BUSINESS (WOSB) / ECONOMICALLY DISADVANTAGED WOMEN- OWNED SMALL BUSINESS (EDWOSB)

The U. S. Small Business Administration (SBA) issued the Final Rule to amend its regulations governing small business contracting procedures. The SBA has increased the emphasis and awareness of contracting mandates regarding the new 5% spend mandate for WOSB/EDWOSB's similar to those in place for 8a, SDV and HUB Zone businesses.

The SBA has also implemented a Sole Source vehicle for Economically Disadvantaged Women-Owned Small Businesses (EDWOSB). Neutral Posture, a small business manufacturer, received this certification in April of 2016.

Our Packaged Office contract includes many great manufacturing partners and we are willing to team with other manufacturers to support strong GSA Dealers and meet the needs of our customers.

For more information please visit
NeutralPosture.com/WOSB

GSA OVERVIEW

GSA Contract# GS-27F-0014Y

Schedule MAS – Furniture

SIN 337121H	Household, Dormitory & Quarters Furniture
SIN 337127	Institutional Furniture
SIN 33721	Office Furniture
SIN 33721P	Packaged Office Furniture
SIN OLM	Order Level Materials

NAICS CODES

337127	Institutional Furniture Manufacturing
337211	Wood Office Furniture Manufacturing
337214	Office Furniture (except wood) Manufacturing
423210	Furniture Merchant Wholesalers

NP products may be found on GSA Advantage.

AVAILABLE ON GSA

Products available on GSA as of January 2022. For the most current list of products available on GSA contact Customer Service or visit NeutralPosture.com.

SEATING

1000 Series
5000 Series
6000 Series
8000 Series
Adapta
Big & Tall
Balance
Cozi
Cozi 24/7
Cozi Guest
Dice
E-Series
Embrace
Embrace Guest
Equity
Facet
Geo
Graphite
Icon
Knomi
NV
Renati
Right Chair
Right Chair Guest
U4ia
U4ia Guest
Ulius
Ulius Guest
XSM – Extra Small

DESKS/TABLES

Occasional
Conference

WORKPLACE ACCESSORIES

Anti-fatigue Mats
Boost Monitor Arm
CPU Holders
Forearm Supports
Freedom Arm
Sit/Stand Monitor Arm
StandUp
StandUp A1
Tablet Holder

NOT AVAILABLE ON GSA

Products not available on GSA as of January 2022.

SEATING

AbChair
Guardian
NBF074
NBF075
P Arm
TheraGel Memory Foam

WORKPLACE ACCESSORIES

Ascension Arm
SofTouch Keyboard Tray

DESKS/TABLES

Desks – C-legs
Desks – O-legs
Desks – T-legs
Sit/Stand Desks
Sit/Stand Packages

TERM DATE 6/26/2012 – 6/26/2022

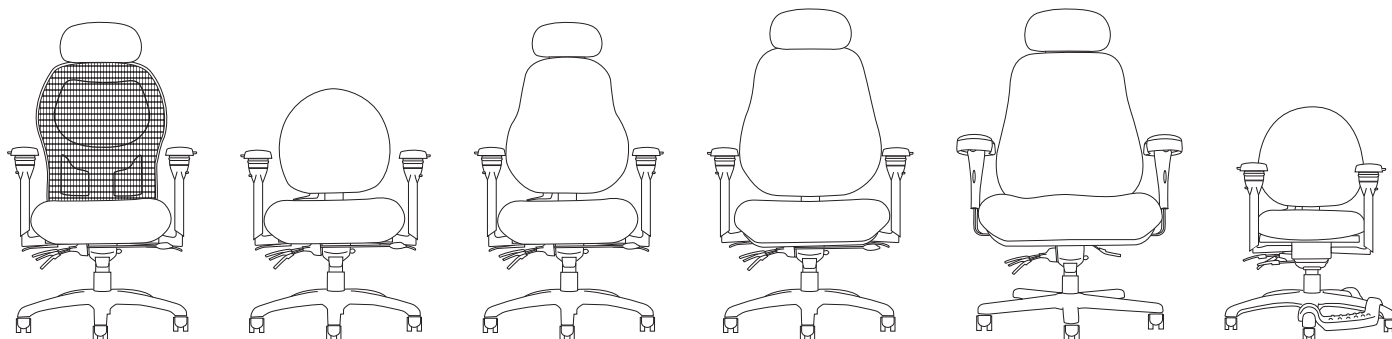
- 1a. Special Item Numbers Awarded**
 - SIN 337121H Household, Dormitory & Quarters Furniture
 - SIN 337127 Institutional Furniture
 - SIN 33721 Office Furniture
 - SIN 33721P Packaged Office Furniture
 - SIN OLM Order Level Materials
 - 1b. Lowest Priced Item**
 - SIN 337121H Contact Corporate Office
 - SIN 337127 Contact Corporate Office
 - SIN 33721 SPTRY Pencil Tray \$5.95
 - SIN 33721P Contact Corporate Office
 - 1c. Installation Rate — SIN 33721**
 - \$51.50 per hour (non-union inclusive IFF)
 - \$106.25 per hour (union inclusive of IFF)
 - 2. Maximum Order**
 - SIN 337121H \$1,000,000
 - SIN 337127 \$250,000
 - SIN 33721 \$250,000
 - SIN 33721P \$5,000,000
 - SIN OLM \$0
 - 3. Minimum Order**
 - All SINS \$50
 - 4. Geographic Coverage**
 - CONUS & OCONUS
 - 5. Point of Production**
 - 3904 N. Texas Avenue, Bryan 77803, Brazos County, TX, USA
 - 6. Discount from List Price**
 - Seating/Workplace Accessories**
 - SIN 33721 — Discount 58%
 - Systems**
 - SIN 33721 — Discount 70%
 - 7. Quantity Discounts**
 - No discount tiers have been negotiated.
 - 8. Prompt Payment Terms**
 - Net 30 Days
 - 9. Government Purchase Cards Accepted**
 - Visa/Master Card
 - 10. Foreign Item**
 - None
 - 10a. Time of Delivery**
 - 5 – 90 days after receipt of order
 - 10b. Expedited Delivery**
 - Expedited delivery available. Contact Customer Service.
 - 10c. Overnight and 2-day Delivery**
 - Available with an upcharge. Contact Customer Service.
 - 12. F.O.B. Points**
 - Destination/CONUS, within the 48 contiguous states and the District of Columbia. Port of embarkation for delivery to Alaska, Hawaii, Puerto Rico, the Virgin Islands and U.S. Government installations overseas.
 - 13. Ordering Address**
 - Neutral Posture, Inc.
 - attn: Order Entry/ * or dealer
 - 3904 N. Texas Avenue
 - Bryan, TX 77803
 - 979.778.0502
 - 800.446.3746
 - fax 979.778.0408
 - orderentry@neutralposture.com
 - * Authorized Dealers should be cited on order
 - 14. Payment Address**
 - Neutral Posture, Inc.
 - 3904 N. Texas Avenue
 - Bryan, TX 77803
 - 15. Warranty Provision**
 - Neutral Posture’s commercial warranty applies.
 - 16. Export Packing Charges**
 - Contact Customer Service for quote.
 - 17. Terms and Conditions of Government Purchase Card**
 - Government purchase cards will be accepted for purchases at prices shown in this authorized price list (no additional discount offered).
 - 18. Terms and Conditions Of Rental, Maintenance, and Repair**
 - Not applicable
 - 19. Terms and Conditions of Installation**
 - Installation and instruction are available from authorized dealers. Please contact your local NP Dealer for pricing.
 - 20. Terms and Conditions of Repair Parts**
 - Repair parts are offered at the agreed upon discount from the NP repair parts price list in effect at the time the repair parts are ordered.
 - 20a. Terms and Conditions for Any Other Services**
 - GSA has accepted all of our standard terms and conditions as noted on page 6–7.
 - 21. List of Service and Distribution Points**
 - Not applicable
 - 22. List of Dealers**
 - Please contact Customer Service, or visit NeutralPosture.com for the name of your nearest authorized Dealer.
 - 23. Preventive Maintenance**
 - Not offered or applicable
 - 24. Environmental Attributes**
 - Not applicable
 - 25. Other Information**
 - Tax Identification Number (TIN): 74-2983577
 - DUNS: 61-0339723
 - Cage Code: OUTL8
 - NAICS: 337214
 - 26. SAM**
 - NP is registered in System For Award Management (SAM).
- NOTE:** It is mandatory that all Government purchase orders be made out to NP only. Local Dealers are not authorized to accept purchase orders, issue invoices or receive payment of Government funds for these items without serious violation of this Federal Supply Schedule Contract.

HIGH PERFORMANCE SEATING

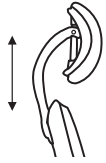
Neutral Posture's high performance chairs are truly at the top of the line in the industry when it comes to comfort. The chairs offer up to 15 adjustments ensuring that the chair will fit every inch of your body just right. Our high performance chairs are made to fit anyone and everyone, with our Neutral Posture Series chairs fitting anyone within the 5th percentile female to the 95th percentile male and the XSM and the Big and Tall fitting anyone outside that

range. These chairs are also well known for their weight dispersing abilities. Weight dispersion presents a much more comfortable seat by spreading out the weight of your body, lowering the pressure by 50%. The high performance seating is engineered as a tool to empower those who use it. The high performance seating can be used for long periods of time promoting productivity and are just as comfy at the end of the day as they were at the beginning.

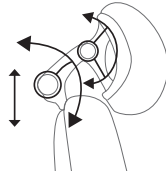
HIGH PERFORMANCE SEATING



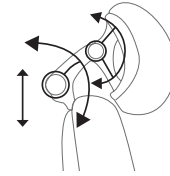
HEADREST OPTIONS



- HE HEADREST**
Black Vinyl
FOR MESH BACK
• Height



- H4 DUAL PIVOT**
Matching Upholstery
• Height
• Depth
• 2 Pivot Points



- H5 DUAL PIVOT**
Black Faux Leather
• Height
• Depth
• 2 Pivot Points

BACK OPTIONS



- 1 BACK**
Mesh Back
• Not height adjustable
• Independent lumbar adjustment
• Easily converts to an upholstered back with optional sleeve



- 6 BACK**
High Back, Minimal Lateral Contour
• Height adjustable
• Excellent upper & lower back support with inflatable lumbar
• Tallest, widest backrest
• Good choice for larger users



- 5 BACK**
Mid Back, Minimal Lateral Contour
• Height adjustable
• Excellent lower back support with inflatable lumbar
• Small profile
• Good choice for tight areas



- 8 BACK**
High Back, Moderate Lateral Contour
• Height adjustable
• Excellent upper & lower back support with inflatable lumbar
• Excellent choice for all applications


SEAT OPTIONS



- 5 SEAT**
Medium Seat, Minimal Contour
• 3" thick foam eliminates "bottoming out"
• Fits widest range of population



- 8 SEAT**
Large Seat, Minimal Contour
• Large dimension accommodates larger users
• 3" thick foam eliminates "bottoming out"



- 6 SEAT**
Medium Seat, Moderate Contour
• Contoured seat design minimizes seated pressure
• 3" thick foam eliminates "bottoming out"
• Arm post notches reduce armrest width by 2"

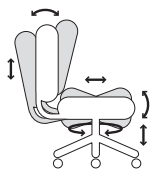


- 9 SEAT**
Large Seat, Deep Contour
• Largest contoured seat
• Designed for larger users
• Designed to support forward tilt (i.e. neutral posture)
• Maximizes surface contact to disperse seated pressure



- 7 SEAT**
Medium Seat, Deep Contour
• Most contoured seat design
• Designed to support forward tilt (i.e. neutral posture)
• Maximizes surface contact to disperse seated pressure

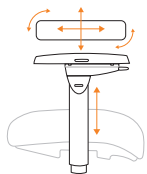
CHAIR MECHANISM



0 MULTI-FUNCTION

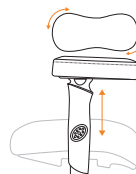
- Center pivot
- Swivel 360°
- Pneumatic seat height
- Back height
(not available on 1000 Series)
- Seat angle
- Seat tension
- Independent back angle
- Forward tilt-stop
- Seat slider

ARM OPTIONS



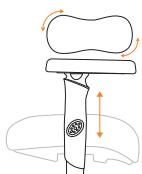
0 ARM 5-way 360°

- Height, width, depth & pivot adjustable
- 24 positive-lock angle positions in 360° range
- Arm pads slide in & out for additional width adjustment
- Arm pads slide back & forth allowing closest access to work



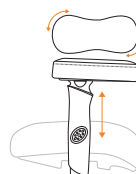
6 ARM Oversized Black Vinyl Arm Pads

- Height, width & pivot adjustable
- Oversized, padded arm pads provide large, extra soft surface
- 22 positive-lock angle positions in 360° range
- 180° rotation alternates long/short end positioning for access to work



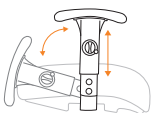
3 ARM 360° Swivel w/Oversized Urethane

- Height, width & pivot adjustable
- Oversized arm pads provide large, soft surface
- 22 positive-lock angle positions in 360° range
- 180° rotation alternates long/short end positioning for access to work



7 ARM Oversized Fabric/Leather Arm Pads

- Height, width & pivot adjustable
- Oversized, padded arm pads provide large, extra soft surface
- 22 positive-lock angle positions in 360° range
- 180° rotation alternates long/short end positioning for access to work



4 ARM Swing

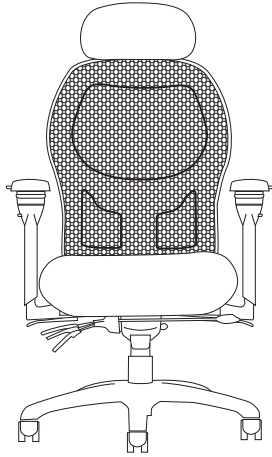
- Unique design swings arm down & out of the way
- Height, width & swing-down adjustable
- Excellent for multi-user applications where not all want armrests



P ARM 360° Swivel

- Height, width & pivot adjustable
- 22 positive-lock angle positions in 360° range
- 180° rotation alternates long/short end positioning for access to work

1000 Series



NPS1500-H5

FEATURES

- Up to 14 active adjustments
- Mesh back
- Independent lumbar
- Generous foam for optimal comfort
- Convert mesh back to upholstered w/optional sleeve
- 2 headrest options

STANDARD FEATURES

- 5-way 360° Arms
- Carpet Casters
- 26" Black Base
- 5" Cylinder
- Seat Slider

Need it Now? 5-day Quick Ship

Only standard features are available as Quick Ship unless otherwise noted.


QUICK SHIP ARMS

- 0 5-way 360°
- 5 No Arms

QUICK SHIP FABRICS

For available quick ship fabrics see page 8.

Step 1 — Model Number

Series Code	Back	Select a Seat	Select an Arm	Mech
NPS Neutral Posture Series	1 Mesh Back	5 Medium Seat, Minimal Contour 6 Medium Seat, Moderate Contour 7 Medium Seat, Deep Contour 8 Large Seat, Minimal Contour	0 5-way 360° \$0 3 360° w/Oversized Urethane \$82 4 Swing \$170 5 No Arms (\$140) 6 360° w/Oversized Black Vinyl \$247 7 360° w/Oversized Fabric/Leather \$291 P 360° Swivel \$0	0 Multi-function \$0 
NPS	1	5	0	0



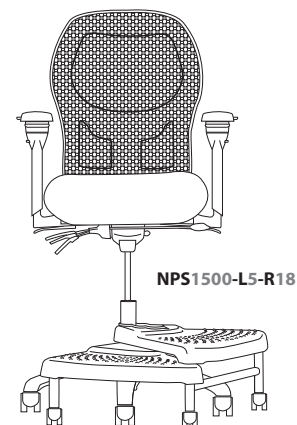
NPS1500	NPS1600	NPS1700	NPS1800
\$1,361	\$1,435	\$1,447	\$1,447
\$1,421	\$1,495	\$1,507	\$1,507
\$1,481	\$1,555	\$1,567	\$1,567
\$1,551	\$1,625	\$1,637	\$1,637
\$1,621	\$1,695	\$1,707	\$1,707
\$1,701	\$1,775	\$1,787	\$1,787
\$1,781	\$1,855	\$1,867	\$1,867
\$1,871	\$1,945	\$1,957	\$1,957
\$1,961	\$2,035	\$2,047	\$2,047

- Grade 1
- Grade 2
- Grade 3
- Grade 4
- Grade 5
- Grade 6
- Grade 7
- Grade 8
- Grade 9

40 x 26 x 26	40 x 26 x 26	40 x 26 x 26	40 x 26 x 26
56 lbs	56 lbs	61 lbs	61 lbs
21	23	23	23
17.5 – 22.5	17.5 – 22.5	17.5 – 22.5	18.25 – 23.25
15.5 – 18	16 – 18.5	16 – 18.5	18 – 20.5
F3° – R11°	F9° – R6°	F10° – R3°	F5° – R7°
19	19	19	19
21	21	21	21
95° – 114°	100° – 126°	103° – 123°	102° – 109°
3	3	3	3
7 – 11	7 – 11	7 – 11	6.5 – 10.5
15.75 – 22.25	15.75 – 22.25	18 – 22.25	18 – 22.25
26	26	26	26
1 yd	1 yd	1 yd	1 yd
28 x 26 x 24	28 x 26 x 24	28 x 26 x 24	28 x 26 x 24
66 lbs	66 lbs	71 lbs	71 lbs
KD	KD	KD	KD

- Chair (H x W x D)
- Chair Weight
- Seat Width
- Seat Height
- Seat Depth
- Seat Angle
- Back Width
- Back Height
- Back Angle
- Lumbar Range
- Arm Height
- Arm Width
- Base Diameter
- COM Yardage
- Shipping Box (L x W x H)
- Shipping Weight
- Shipping Method

All measurements are nominal and shown in inches. Specs may differ for stools.



Step 2 — Add option codes after model number NPS1500 - __ - __

General

CR Cleanroom to Class 100	\$132
CX Coccyx Cutout	\$236
<i>Cloud 9, Revive, Top Shelf & M Plus</i>	
F Fring® Footrest	\$55
<i>Only available on (B0) base</i>	
N N-dulgent® Memory Foam	\$82
N2 ThermoGel Memory Foam	\$99

Back Sleeve – Back of sleeve made w/Spacer

S1 Grade 1	\$110
S2 Grade 2	\$160
S3 Grade 3	\$200
S4 Grade 4	\$240
S5 Grade 5	\$280
S6 Grade 6	\$330
S7 Grade 7	\$380
S8 Grade 8	\$430
S9 Grade 9	\$480

Continuous Shift Warranty

IU Continuous-shift warranty	\$319
-------------------------------------	-------

Casters/Glides

C1 Hard Floor	\$27
C2 Glides	\$27
C3 Occupied Braking	\$203
C4 Unoccupied Braking	\$66
C8 Chrome Carpet	\$99
C9 Chrome Hard Floor	\$110

Bases

B6 26" Polished Aluminum	\$154
<i>Recommended with (L1)</i>	
B8 27" Brushed Aluminum	\$154
<i>Recommended with (L1)</i>	
B12 28" Black	\$121

Chair Cylinders

L1 3" Cylinder	\$0
L13 7" Dual Stage	\$60
L14 10" Dual Stage	\$60

Headrests

HE Height Adjustable	\$66
<i>Black vinyl</i>	
H5 Dual Pivot	\$308
<i>Black faux leather</i>	

Connexion® Arm

Z1 Connexion Arm	\$385
<i>Only available on (5) & (6) seat</i>	

Connexion® Arm Attachments

A1 Tablet Holder	\$163
<i>Requires (Z1) Connexion Arm</i>	

Stool Options

Stool Cylinders

L4 8" Cylinder	\$60
L5 10" Cylinder	\$60
L7 7" Cylinder	\$60

Footrings – for stool cylinders only

R1 18" Black Plastic	\$66
R2 20" Chrome	\$88

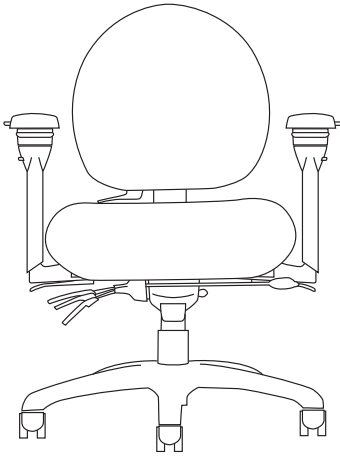
NeXtep® – for stool cylinders only

R8 8" w/Casters	\$203
R10 10" w/Casters	\$203
R18 8"/10" w/Casters	\$324
RW8 Wide 8" w/Casters	\$324
RW10 Wide 10" w/Casters	\$324

Also available w/glides.

For additional stool options see page 110.

5000 Series



NPS5500

FEATURES

- Up to 12 active adjustments
- Mid back & contoured seat designs
- Passive weight dispersion design
- Generous foam for optimal comfort
- Inflatable lumbar

STANDARD FEATURES

- 5-way 360° Arms
- Carpet Casters
- 26" Black Base
- 5" Cylinder
- Seat Slider

Need it Now? 5-day Quick Ship

Only standard features are available as Quick Ship unless otherwise noted.


QUICK SHIP ARMS

- 0 5-way 360°
- 5 No Arms

QUICK SHIP FABRICS

For available Quick Ship fabrics see page 8.

Step 1 — Model Number

Series Code	Back	Select a Seat	Select an Arm	Mech
NPS Neutral Posture Series	5 Mid Back	5 Medium Seat, Minimal Contour 6 Medium Seat, Moderate Contour 7 Medium Seat, Deep Contour 8 Large Seat, Minimal Contour 9 Large Seat, Deep Contour	0 5-way 360° \$0 3 360° w/Oversized Urethane \$82 4 Swing \$170 5 No Arms (\$140) 6 360° w/Oversized Black Vinyl \$247 7 360° w/Oversized Fabric/Leather \$291 P 360° Swivel \$0	0 Multi-function \$0 
NPS	5	5	0	0



NPS5500	NPS5600	NPS5700	NPS5800	NPS5900
\$1,412	\$1,487	\$1,498	\$1,498	\$1,538
\$1,472	\$1,547	\$1,558	\$1,558	\$1,598
\$1,532	\$1,607	\$1,618	\$1,618	\$1,658
\$1,602	\$1,677	\$1,688	\$1,688	\$1,728
\$1,672	\$1,747	\$1,758	\$1,758	\$1,798
\$1,752	\$1,827	\$1,838	\$1,838	\$1,878
\$1,832	\$1,907	\$1,918	\$1,918	\$1,958
\$1,922	\$1,997	\$2,008	\$2,008	\$2,048
\$2,012	\$2,087	\$2,098	\$2,098	\$2,138

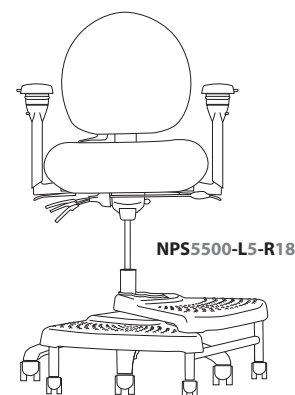
36 x 26 x 26	36 x 26 x 26	36 x 26 x 26	36 x 26 x 26	36 x 26 x 26
52.5 lbs	52.5 lbs	57 lbs	57 lbs	57 lbs
21	23	23	23	25
17.5 – 22.5	17.5 – 22.5	17.5 – 22.5	18.25 – 23.5	17.5 – 22.5
15.5 – 18	16 – 18.5	16 – 18.5	18 – 20.5	19 – 21.5
F3° – R11°	F9° – R6°	F10° – R3°	F5° – R7°	F8° – R6°
17.5	17.5	17.5	17.5	17.5
17 – 21	17 – 21	16 – 20	17 – 21	16 – 20
102° – 122°	107° – 122°	107° – 124°	108° – 128°	102° – 118°
4	4	4	4	4
7 – 11	7 – 11	7 – 11	6.5 – 10.5	6.5 – 10.5
15.75 – 22.25	15.75 – 22.25	18 – 22.25	18 – 22.25	18.5 – 22.25
26	26	26	26	26
2 yd	2 yd	2 yd	2 yd	2 yd
28 x 26 x 24	28 x 26 x 24	28 x 26 x 24	28 x 26 x 24	28 x 26 x 24
62.5 lbs	62.5 lbs	67 lbs	67 lbs	67 lbs
KD	KD	KD	KD	FA

All measurements are nominal and shown in inches. Specs may differ for stools.

- Grade 1
- Grade 2
- Grade 3
- Grade 4
- Grade 5
- Grade 6
- Grade 7
- Grade 8
- Grade 9

- Chair (H x W x D)
- Chair Weight
- Seat Width
- Seat Height
- Seat Depth
- Seat Angle
- Back Width
- Back Height
- Back Angle
- Lumbar Range
- Arm Height
- Arm Width
- Base Diameter
- COM Yardage
- Shipping Box (L x W x H)
- Shipping Weight
- Shipping Method

Upholstered Back Outer		
U1	Grade 1	\$120
U2	Grade 2	\$140
U3	Grade 3	\$160
U4	Grade 4	\$180
U5	Grade 5	\$200
U6	Grade 6	\$220
U7	Grade 7	\$240
U8	Grade 8	\$260
U9	Grade 9	\$280



Step 2 — Add option codes after model number NPS5500 - __ - __

General			Casters/Glides		
A	Thoracic Support	\$88	C1	Hard Floor	\$27
CR	Cleanroom to Class 100	\$132	C2	Glides	\$27
CX	Coccyx Cutout	\$236	C3	Occupied Braking	\$203
	<i>Cloud 9, Revive, Top Shelf & M Plus</i>		C4	Unoccupied Braking	\$66
D1	No Inflatable Lumbar	(\$50)	C8	Chrome Carpet	\$99
E	ESD*	\$319	C9	Chrome Hard Floor	\$110
F	Fring® Footrest	\$55			
	<i>Only available on (B0) base</i>		Bases		
N	N-dulgent® Memory Foam	\$137	B6	26" Polished Aluminum	\$154
N2	ThermaGel Memory Foam	\$165		<i>Recommended with (L1)</i>	
			B8	27" Brushed Aluminum	\$154
				<i>Recommended with (L1)</i>	
			B12	28" Black	\$121

Continuous Shift Warranty

IU	Continuous-shift warranty	\$319
----	---------------------------	-------

Chair Cylinders	
L1	3" Cylinder \$0
L13	7" Dual Stage \$60
L14	10" Dual Stage \$60

Connexion® Arm	
Z1	Connexion Arm \$385
	<i>Only available on (5) & (6) seat</i>

Connexion® Arm Attachments	
A1	Tablet Holder \$163
	<i>Requires (Z1) Connexion Arm</i>

Stool Options

Stool Cylinders	
L4	8" Cylinder \$60
L5	10" Cylinder \$60
L7	7" Cylinder \$60

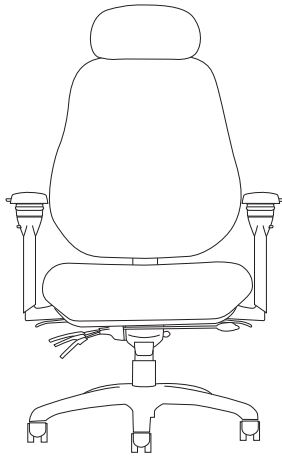
Footrings for stool cylinders only	
R1	18" Black Plastic \$66
R2	20" Chrome \$88

NeXtep® for stool cylinders only	
R8	8" w/Casters \$203
R10	10" w/Casters \$203
R18	8"/10" w/Casters \$324
RW8	Wide 8" w/Casters \$324
RW10	Wide 10" w/Casters \$324

Also available w/glides.

For additional stool options see page 110.

6000 Series



NPS6800-H4

FEATURES

- Up to 15 active adjustments
- High back & contoured seat designs
- Passive weight dispersion design
- Generous foam for optimal comfort
- Inflatable lumbar
- Optional headrest

STANDARD FEATURES

- 5-way 360° Arms
- Carpet Casters
- 26" Black Base
- 5" Cylinder
- Seat Slider

Need it Now? 5-day Quick Ship

Only standard features are available as Quick Ship unless otherwise noted.


QUICK SHIP ARMS

- 0 5-way 360°
- 5 No Arms

QUICK SHIP FABRICS

For available Quick Ship fabrics see page 8.

Step 1 — Model Number

Series Code	Back	Select a Seat	Select an Arm	Mech
NPS Neutral Posture Series	6 High Back	5 Medium Seat, Minimal Contour 6 Medium Seat, Moderate Contour 7 Medium Seat, Deep Contour 8 Large Seat, Minimal Contour 9 Large Seat, Deep Contour	0 5-way 360° \$0 3 360° w/Oversized Urethane \$82 4 Swing \$170 5 No Arms (\$140) 6 360° w/Oversized Black Vinyl \$247 7 360° w/Oversized Fabric/Leather \$291 P 360° Swivel \$0	0 Multi-function \$0 
NPS	6	8	0	0



NPS6500	NPS6600	NPS6700	NPS6800	NPS6900
\$1,619	\$1,692	\$1,705	\$1,705	\$1,745
\$1,679	\$1,752	\$1,765	\$1,765	\$1,805
\$1,739	\$1,812	\$1,825	\$1,825	\$1,865
\$1,809	\$1,882	\$1,895	\$1,895	\$1,935
\$1,879	\$1,952	\$1,965	\$1,965	\$2,005
\$1,959	\$2,032	\$2,045	\$2,045	\$2,085
\$2,039	\$2,112	\$2,125	\$2,125	\$2,165
\$2,129	\$2,202	\$2,215	\$2,215	\$2,255
\$2,219	\$2,292	\$2,305	\$2,305	\$2,345

- Grade 1**
- Grade 2**
- Grade 3**
- Grade 4**
- Grade 5**
- Grade 6**
- Grade 7**
- Grade 8**
- Grade 9**

Upholstered Back Outer		
U1	Grade 1	\$120
U2	Grade 2	\$140
U3	Grade 3	\$160
U4	Grade 4	\$180
U5	Grade 5	\$200
U6	Grade 6	\$220
U7	Grade 7	\$240
U8	Grade 8	\$260
U9	Grade 9	\$280

42 x 26 x 26	42 x 26 x 26	42 x 26 x 26	42 x 26 x 26	42 x 26 x 26	Chair (H x W x D)
63 lbs	63 lbs	67.5 lbs	67.5 lbs	67.5 lbs	Chair Weight
21	23	23	23	25	Seat Width
17.5 - 22.5	17.5 - 22.5	17.5 - 22.5	18.25 - 23.25	17.5 - 22.5	Seat Height
15 - 17.5	15 - 17.5	16 - 18.5	18 - 20.5	19.5 - 22	Seat Depth
F3° - R11°	F9° - R6°	F10° - R3°	F5° - R7°	F8° - R6°	Seat Angle
22.5	22.5	22.5	22.5	22.5	Back Width
21.5 - 25.5	21.5 - 25.5	22 - 26	22.5 - 26.5	22 - 26	Back Height
97° - 112°	98° - 113°	97° - 113°	99° - 114°	99° - 115°	Back Angle
4	4	4	4	4	Lumbar Range
7 - 11	7 - 11	7 - 11	6.5 - 10.5	6.5 - 10.5	Arm Height
15.75 - 22.25	15.75 - 22.25	18 - 22.25	18 - 22.25	18.5 - 22.25	Arm Width
26	26	26	26	26	Base Diameter
2.5 yd	2.5 yd	2.5 yd	2.5 yd	2.5 yd	COM Yardage
28 x 26 x 24	28 x 26 x 24	28 x 26 x 24	28 x 26 x 24	37 x 30 x 52	Shipping Box (L x W x H)
73 lbs	73 lbs	77.5 lbs	77.5 lbs	77.5 lbs	Shipping Weight
KD	KD	KD	KD	FA	Shipping Method

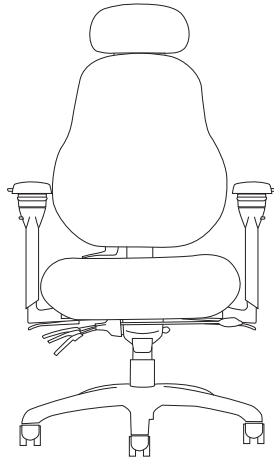
All measurements are nominal and shown in inches for base model numbers.

Step 2 — Add option codes after model number NPS6800 - __ - __

General		Finishes		Casters/Glides		Cylinders					
A	Thoracic Support	\$88	PT	Pillow Top	\$946	C1	Hard Floor	\$27	L1	3" Cylinder	\$0
CR	Cleanroom to Class 100	\$132		<i>Only available on (8) seat;</i>		C2	Glides	\$27	L13	7" Dual Stage	\$60
CX	Coccyx Cutout	\$236		<i>Only in Canter, Ultraleather™ or leather</i>		C3	Occupied Braking	\$203	L14	10" Dual Stage	\$60
	<i>Cloud 9, Revive, Top Shelf & M Plus</i>		SL	Stitched Leather	\$385	C4	Unoccupied Braking	\$66			
E	ESD*	\$319		<i>Not available on (7) & (9) seat;</i>		C8	Chrome Carpet	\$99	Headrest		
F	Fring® Footrest	\$55		<i>Only in Ultraleather™ or leather</i>		C9	Chrome Hard Floor	\$110	H4	Dual Pivot	\$308
	<i>Only available on (80) base</i>									<i>Matching upholstery</i>	
N	N-dulgent® Memory Foam	\$137				Bases			Connexion® Arm		
N2	ThermaGel Memory Foam	\$165				B6	26" Polished Aluminum	\$154	Z1	Connexion Arm	\$385
							<i>Recommended with (L1)</i>			<i>Only available on (5) & (6) seat</i>	
Continuous Shift Warranty						B8	27" Brushed Aluminum	\$154			
IU	Continuous-shift warranty	\$319					<i>Recommended with (L1)</i>		Connexion® Arm Attachments		
						B12	28" Black	\$121	A1	Tablet Holder	\$163
										<i>Requires (Z1) Connexion Arm</i>	

* Contact Customer Service – customerservice@neutralposture.com

8000 Series



NPS8500-H4

FEATURES

- Up to 15 active adjustments
- High back & contoured seat designs
- Passive weight dispersion design
- Generous foam for optimal comfort
- Inflatable lumbar
- Optional headrest

STANDARD FEATURES

- 5-way 360° Arms
- Carpet Casters
- 26" Black Base
- 5" Cylinder
- Seat Slider

Need it Now? 5-day Quick Ship

Only standard features are available as Quick Ship unless otherwise noted.


QUICK SHIP ARMS

- 0 5-way 360°
- 5 No Arms

QUICK SHIP FABRICS

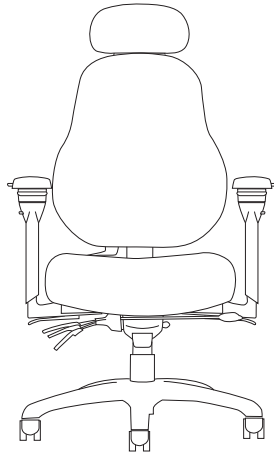
For available Quick Ship fabrics see page 8.

Step 1 — Model Number

Series Code	Back	Select a Seat	Select an Arm	Mech
NPS Neutral Posture Series	8 High Back	5 Medium Seat, Minimal Contour 6 Medium Seat, Moderate Contour 7 Medium Seat, Deep Contour 8 Large Seat, Minimal Contour 9 Large Seat, Deep Contour	0 5-way 360° \$0 3 360° w/Oversized Urethane \$82 4 Swing \$170 5 No Arms (\$140) 6 360° w/Oversized Black Vinyl \$247 7 360° w/Oversized Fabric/Leather \$291 P 360° Swivel \$0	0 Multi-function \$0 
NPS	8	5	0	0

8000 Series

Tall & Skinny



NPS8200-H4


FEATURES

- Up to 15 active adjustments
- High back & extra deep seat
- Passive weight dispersion design
- Generous foam for optimal comfort
- Inflatable lumbar
- Optional headrest

STANDARD FEATURES

- 5-way 360° Arms
- Carpet Casters
- 28" Intensive Use Black Base
- 5" Cylinder
- Seat Slider

Step 1 — Model Number

Series Code	Back	Select a Seat	Select an Arm	Mech
NPS Neutral Posture Series	8 High Back	2 Extra Deep Seat, Minimal Contour	0 5-way 360° \$0 3 360° w/Oversized Urethane \$82 4 Swing \$170 5 No Arms (\$140) 6 360° w/Oversized Black Vinyl \$247 7 360° w/Oversized Fabric/Leather \$291 P 360° Swivel \$0	0 Multi-function 
NPS	8	2	0	0



NPS8200

\$1,812	Grade 1
\$1,872	Grade 2
\$1,932	Grade 3
\$2,002	Grade 4
\$2,072	Grade 5
\$2,152	Grade 6
\$2,232	Grade 7
\$2,322	Grade 8
\$2,412	Grade 9

Upholstered Back Outer		
U1	Grade 1	\$120
U2	Grade 2	\$140
U3	Grade 3	\$160
U4	Grade 4	\$180
U5	Grade 5	\$200
U6	Grade 6	\$220
U7	Grade 7	\$240
U8	Grade 8	\$260
U9	Grade 9	\$280

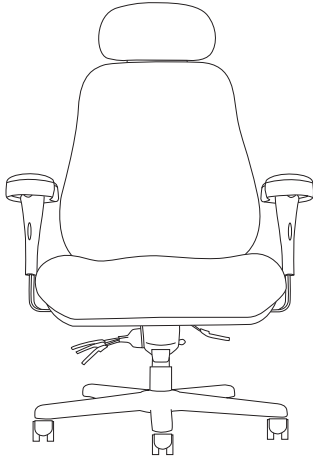
43 x 28 x 28	Chair (H x W x D)
57 lbs	Chair Weight
20	Seat Width
18.75 – 23.75	Seat Height
20.5 – 23	Seat Depth
F7° – R8°	Seat Angle
19.5	Back Width
21.5 – 25.5	Back Height
100° – 119°	Back Angle
4	Lumbar Range
7 – 11	Arm Height
15.75 – 22.25	Arm Width
28	Base Diameter
2 yd	COM Yardage
28 x 26 x 24	Shipping Box (L x W x H)
67 lbs	Shipping Weight
KD	Shipping Method

All measurements are nominal and shown in inches for base model numbers.

Step 2 — Add option codes after model number NPS8200 - __ - __

General			Casters/Glides		Cylinders		Headrest			
A	Thoracic Support	\$88	C1	Hard Floor	\$27	L1	3" Cylinder	\$0	H4 Dual Pivot Matching upholstery	\$308
CR	Cleanroom to Class 100	\$132	C2	Glides	\$27	L7	7" Cylinder	\$60		
D1	No Inflatable Lumbar	(\$50)				L13	7" Dual Stage	\$60		
N	N-dulgent® Memory Foam	\$137								
N2	ThermaGel Memory Foam	\$165								

Big & Tall



BTC10100-H4
Big & Tall



BTC16800
Big & Tall Jr.

FEATURES

- Up to 11 active adjustments
- High back & contoured seat designs
- 24/7 Continuous-shift 5-year warranty only available on upholstery with a double rub rating of over 1,000,000
- Available in both regular & junior sizes
- Supports users up to 500 lbs and/or 7 ft tall
- Inflatable lumbar
- Optional headrest
- Optional leather pillow top

STANDARD FEATURES

- Oversized Padded Arms
- Carpet Casters
- 28" Intensive Use Black Base
- 5" Cylinder
- Seat Slider

Need it Now? 5-day Quick Ship

Only standard features are available as Quick Ship unless otherwise noted.


QUICK SHIP ARMS

- 0 Oversized Padded
- 1 Urethane Arm Pads

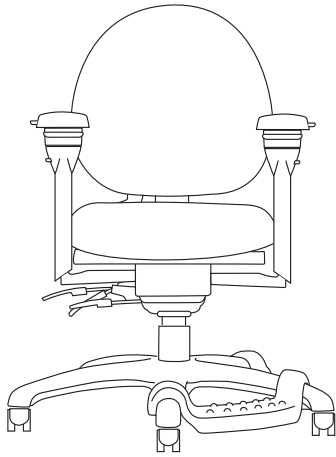
QUICK SHIP FABRICS

For available Quick Ship fabrics see page 8.

Step 1 — Model Number

Series Code	Select a Back	Select a Seat	Select an Arm	Mech
BTC Big & Tall	10 Extra Large Back 16 High Back	1 Extra Large Seat, Minimal Contour 8 Large Seat, Minimal Contour 9 Large Seat, Deep Contour	0 Oversized Padded \$0 1 Urethane Arm Pads (\$50)	0 Multi-function 
BTC	10	1	0	0

XSM™
Extra Small



XSM5300-F

FEATURES

- Up to 15 active adjustments
- Petite seat
- Mesh back, mid back or high back
- Passive weight dispersion design
- Generous foam for optimal comfort
- Inflatable lumbar on 5 & 8 back
- Optional headrest available on 1 & 8 back

STANDARD FEATURES

- 5-way 360° Arms
- Carpet Casters
- 26" Black Base
- 5" Cylinder
- Seat Slider

Need it Now? 5-day Quick Ship

Only standard features are available as Quick Ship unless otherwise noted.


QUICK SHIP ARMS

- 0 5-way 360°
- 5 No Arms

QUICK SHIP FABRICS

For available Quick Ship fabrics see page 8.

Step 1 — Model Number

Series Code	Select a Back	Select a Seat	Select an Arm	Mech
XSM Extra Small Series	1 Mesh Back 5 Mid Back 8 High Back	3 Petite Seat, <i>Minimal Contour</i>	0 5-way 360° \$0 3 360° w/Oversized Urethane \$82 5 No Arms (\$140) 6 360° w/Oversized Black Vinyl \$247 7 360° w/Oversized Fabric/Leather \$291 P 360° Swivel \$0	0 Multi-function 
XSM	5	3	0	0



XSM1300	XSM5300	XSM8300
\$1,435	\$1,487	\$1,635
\$1,495	\$1,547	\$1,695
\$1,555	\$1,607	\$1,755
\$1,625	\$1,677	\$1,825
\$1,695	\$1,747	\$1,895
\$1,775	\$1,827	\$1,975
\$1,855	\$1,907	\$2,055
\$1,945	\$1,997	\$2,145
\$2,035	\$2,087	\$2,235

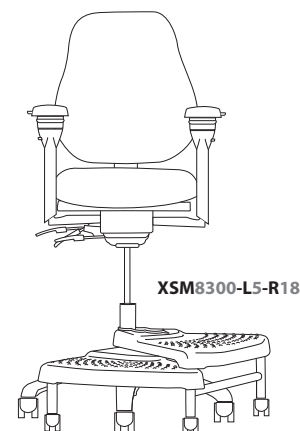
- Grade 1**
- Grade 2**
- Grade 3**
- Grade 4**
- Grade 5**
- Grade 6**
- Grade 7**
- Grade 8**
- Grade 9**

39.75 x 26 x 26	35.5 x 26 x 26	40.25 x 26 x 26	Chair (H x W x D)
52.5 lbs	52 lbs	54.5 lbs	Chair Weight
17	17	17	Seat Width
15.75 – 20.75	15.75 – 20.75	15.75 – 20.75	Seat Height
15.5 – 18	15.5 – 18	15.5 – 18	Seat Depth
F4° – R11°	F4° – R11°	F6° – R12°	Seat Angle
19	17.5	19.5	Back Width
23	18 – 22	23 – 27	Back Height
95° – 115°	105° – 121°	95° – 111°	Back Angle
3	4	4	Lumbar Range
7 – 11	7 – 11	7 – 11	Arm Height
13.5 – 18.25	13.5 – 18.25	13.5 – 18.25	Arm Width
26	26	26	Base Diameter
1 yd	2 yd	2 yd	COM Yardage
28 x 26 x 24	28 x 26 x 24	28 x 26 x 24	Shipping Box (L x W x H)
62.5 lbs	62 lbs	64.5 lbs	Shipping Weight
KD	KD	KD	Shipping Method

All measurements are nominal and shown in inches for base model numbers. Specs may differ for stools.

Upholstered Back Outer		
U1	Grade 1	\$120
U2	Grade 2	\$140
U3	Grade 3	\$160
U4	Grade 4	\$180
U5	Grade 5	\$200
U6	Grade 6	\$220
U7	Grade 7	\$240
U8	Grade 8	\$260
U9	Grade 9	\$280

Only available on (5) or (8) back



Step 2 — Add option codes after model number XSM5300 - __ - __


General			Back Sleeve – Back of sleeve made w/Spacer			Casters/Glides			Stool Options		
A	Thoracic Support <i>Not available on (1) back</i>	\$88	S1	Grade 1	\$110	C1	Hard Floor	\$27	Stool Cylinders		
CR	Cleanroom to Class 100	\$132	S2	Grade 2	\$160	C2	Glides	\$27	L4	8" Cylinder	\$60
CX	Coccyx Cutout <i>Cloud 9, Revive, Top Shelf & M Plus</i>	\$236	S3	Grade 3	\$200	C3	Occupied Braking	\$203	L5	10" Cylinder	\$60
D1	No Inflatable Lumbar	(\$50)	S4	Grade 4	\$240	C4	Unoccupied Braking	\$66	L7	7" Cylinder	\$60
E	ESD*	\$319	S5	Grade 5	\$280	C8	Chrome Carpet	\$99	Footrings – for stool cylinders only		
F	Fring® Footrest <i>Only available on (B0) base</i>	\$55	S6	Grade 6	\$330	C9	Chrome Hard Floor	\$110	R1	18" Black Plastic	\$66
N	N-dulgent® Memory Foam	\$137	S7	Grade 7	\$380	Bases			R2	20" Chrome	\$88
N2	ThermaGel Memory Foam	\$165	S8	Grade 8	\$430	B6	26" Polished Aluminum <i>Recommended with (L1)</i>	\$154	NeXtep® – for stool cylinders only		
Headrests			S9	Grade 9	\$480	B8	27" Brushed Aluminum <i>Recommended with (L1)</i>	\$154	R8	8" w/Casters	\$203
HE	Height Adjustable <i>Black vinyl – (1) back only</i>	\$66	Chair Cylinders			B12	28" Black	\$121	R10	10" w/Casters	\$203
H4	Dual Pivot <i>Matching upholstery – (8) back only</i>	\$308	L1	3" Cylinder	\$0	For additional stool options see page 110.			R18	8"/10" w/Casters	\$324
H5	Dual Pivot <i>Black faux leather – (1) back only</i>	\$308	L13	7" Dual Stage	\$60				RW8	Wide 8" w/Casters	\$324
			L14	10" Dual Stage	\$60				RW10	Wide 10" w/Casters	\$324

* Contact Customer Service – customerservice@neutralposture.com

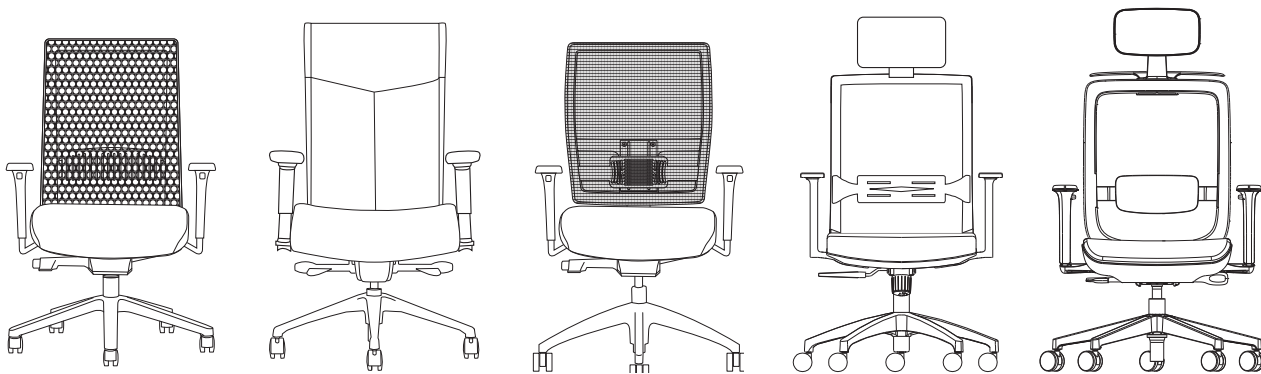
TASK/CONFERENCE SEATING

Neutral Posture's task/conference seating offers a wide range of styles, features and options to address any application needs. The task/conference seating was designed with elegance and engineered with functionality and health promoting benefits in mind. The task/conference seating is also a very broad category, providing anything from highly ergonomic chairs for personal use to stools and guest chairs for shorter periods of seated time and unique tasks. The multitude of specialty armrests and fabric types available will ensure that you have the chair needed to complete the task at hand and

look good while doing it. In our task/conference seating we have many different families of chairs, allowing you to fill your space with multi-functional chairs having a common theme and look. We offer many of our task/conference chairs in mesh making the chair more breathable for comfort, as well as providing a customizable sleeve that you can slide over the mesh back for an upholstered look and feel. Whether you are in the market to find an ergonomic chair to boost comfort and productivity or a family of chairs to spice up the office, our task/conference seating has the exact chair to fit your wants and needs.

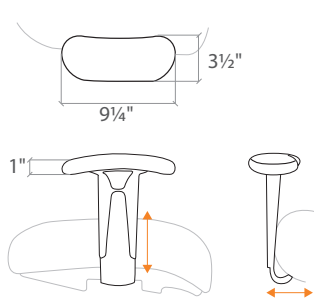


TASK/CONFERENCE SEATING



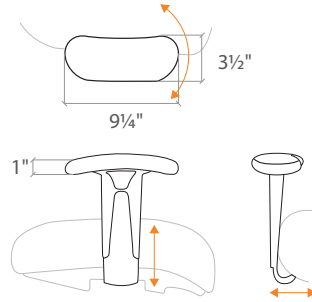
Arm Options

Standard Arms



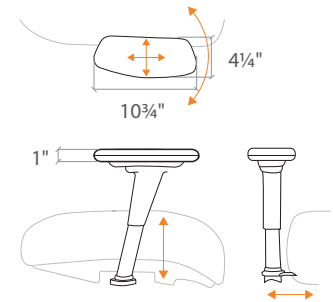
0 4" ADJUSTABLE

Arm Height	7.0 – 11.0
Arm Width	17.5 – 21.5
Arm Pivot	fixed
Weight	7 lbs



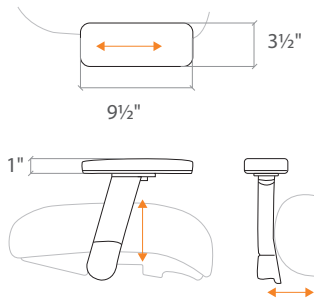
1 4" ADJ. W/PIVOT

Arm Height	7.0 – 11.0
Arm Width	17.5 – 21.5
Arm Pivot	25° range
Weight	7 lbs



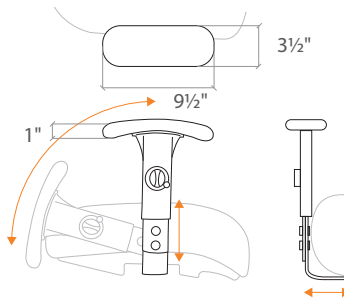
2 LATERAL SLIDING

Arm Height	7.0 – 11.0
Arm Width	17.5 – 21.5
Arm Pivot	30° range
Weight	7 lbs



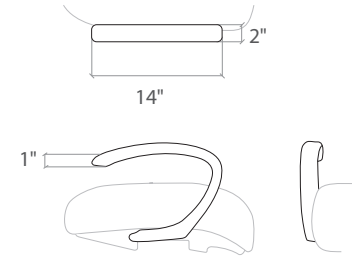
3 3" ADJUSTABLE

Arm Height	7.5 – 11.0
Arm Width	18.0 – 24.0
Arm Pivot	fixed
Weight	6 lbs



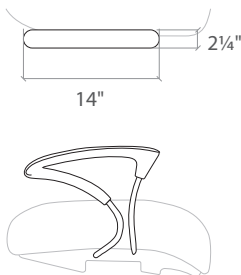
4 SWING

Arm Height	7.0 – 10.0
Arm Width	17.75 – 22.0
Arm Pivot	fixed
Weight	7 lbs



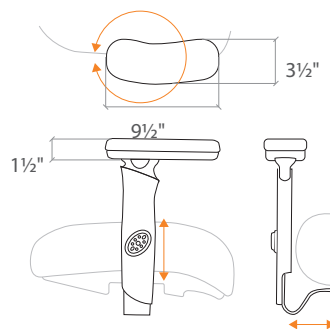
6 C LOOP

Arm Height	7.5
Arm Width	22.5
Arm Pivot	fixed
Weight	5 lbs



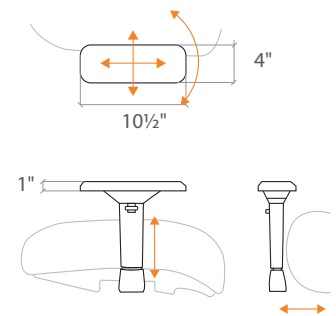
7 CHROME LOOP

Arm Height	7.5
Arm Width	22.25
Arm Pivot	fixed
Weight	5 lbs



8 360° NP

Arm Height	7.0 – 11.0
Arm Width	18 – 22
Arm Pivot	360° range
Weight	7 lbs

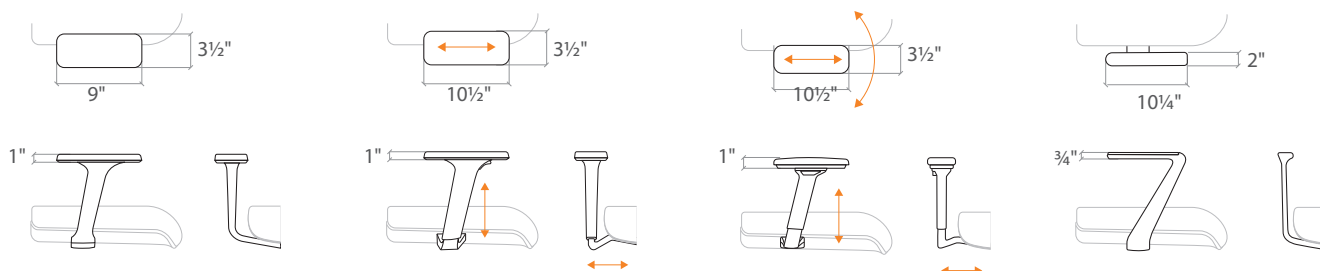


9 5-WAY ADJUSTABLE

Arm Height	7.0 – 10.0
Arm Width	16.5 – 23.5
Arm Pivot	15° range
Weight	6 lbs

Task/Conference

Knomi and Ulius Arms



0 FIXED

Arm Height	7
Arm Width	19.75
Arm Pivot	fixed
Weight	4 lbs

3 3D

Arm Height	6 – 9
Arm Width	18 – 20.5
Arm Pivot	fixed
Weight	4 lbs

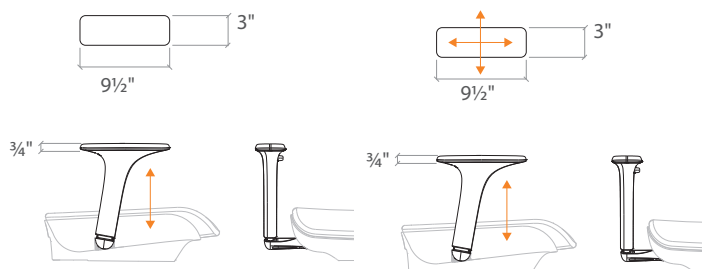
4 4D

Arm Height	6 – 9
Arm Width	18 – 20.5
Arm Pivot	30° range
Weight	4 lbs

7 CHROME LOOP

Arm Height	9
Arm Width	20.5
Arm Pivot	fixed
Weight	6 lbs

Icon Arms



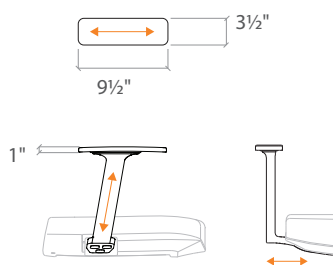
0 1D

Arm Height	7 – 10.5
Arm Width	19.5
Arm Pivot	fixed
Weight	4.5 lbs

3 3D

Arm Height	7 – 10.5
Arm Width	18.0 – 20.0
Arm Pivot	fixed
Weight	4.5 lbs

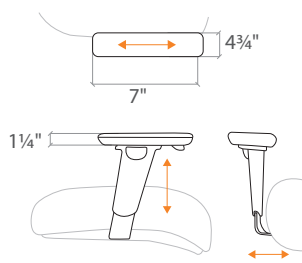
Renati Arms



0 ADJUSTABLE

Arm Height	7.0 – 11.0
Arm Width	18.5 – 19.5
Arm Pivot	fixed
Weight	4 lbs

Balance Arms



1 FORWARD SLIDING GELTHANE

Arm Height	7 – 10
Arm Width	19 – 23
Arm Pivot	fixed
Weight	4.5 lbs

All measurements are nominal and shown in inches.

CHAIR MECHANISMS



0 KNEE-TILT

- Swivel 360°
- Pneumatic seat height
- Seat tilt tension
- Back to seat tilt, 1:1
- Rock or lock recline

Available on

Balance
Embrace

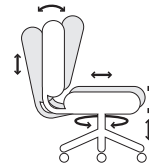


2 SYNCHRO

- Swivel 360°
- Pneumatic seat height
- Seat tilt tension
- Back angle
- Seat angle
- Back to seat tilt, 2:1
- Anti-kick tilt-lock
- Optional seat slider

Available on

Balance
Cozi
NV
Right Chair
U4ia



3 WEIGHT SENSITIVE

- Swivel 360°
- Pneumatic seat height
- Seat tilt tension
- Back angle
- Seat angle
- Back to seat tilt, 2:1
- Anti-kick tilt-lock
- Seat slider

Available on

Icon



4 TILT-SWIVEL

- Swivel 360°
- Pneumatic seat height
- Seat tilt tension
- Back to seat tilt, 1:1

Available on

Embrace
Renati

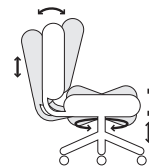


6 MULTI-TILT

- Swivel 360°
- Pneumatic seat height
- Independent back angle
- Independent seat angle
- Seat tilt tension
- Infinite adjust forward tilt-stop
- Optional seat slider

Available on

Cozi
E-Series
Right Chair



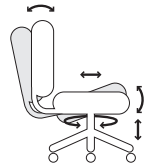
8 MULTI-TILT

- Swivel 360°
- Pneumatic seat height
- Independent back angle
- Independent seat angle
- Seat tilt tension
- Infinite adjust forward tilt-stop
- Seat slider

Available on

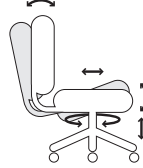
Cozi 24/7

CHAIR MECHANISMS (Ulius & Knomi)



2 SYNCHRO

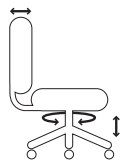
- Swivel 360°
- Pneumatic seat height
- Quick adjust seat tilt tension
- Back angle
- Seat angle
- Back to seat tilt, 2:1
- Adjustable anti-kick tilt-lock
- Seat slider



3 WEIGHT SENSITIVE

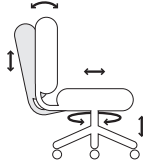
- Swivel 360°
- Pneumatic seat height
- Weight activated seat tilt tension
- Back angle
- Seat angle
- Back to seat tilt, 2:1
- Adjustable anti-kick tilt-lock
- Seat slider

STOOL MECHANISMS



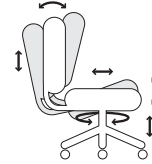
1 BASIC

- Swivel 360°
- Pneumatic seat height
- Back depth



8 STANDARD

- Swivel 360°
- Pneumatic seat height
- Seat slider
- Independent back angle



9 DELUXE-TILT

- Swivel 360°
- Pneumatic seat height
- Seat slider
- Seat angle
- Independent back angle

Available on

Cozi Stool
Right Chair Stool
U4ia Stool

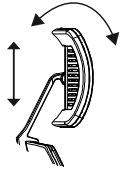
Available on

Cozi Stool
Right Chair Stool
U4ia Stool

Available on

Cozi Stool
Right Chair Stool
U4ia Stool

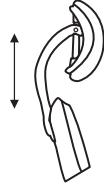
Headrest Options



H HEADREST
Matching Upholstery

- Height
- Angle

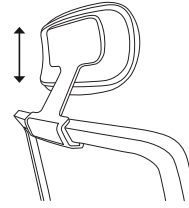
Available on
Renati



HE SYNCHRO
Black Vinyl

- Height

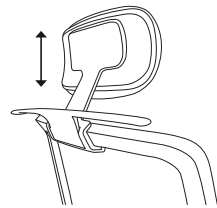
Available on
Right Chair
Right Chair Stool



H1 HEADREST
Matching Upholstery

- Height

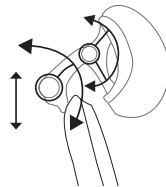
Available on
Icon



H2 HEADREST W/COAT HANGER
Matching Upholstery

- Height
- Built-in coat hanger

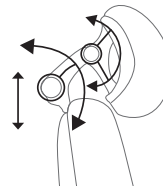
Available on
Icon



H5 DUAL PIVOT
Black Faux Leather

- Height
- Depth
- 2 pivot points

Available on
Right Chair
Right Chair Stool



H6 DUAL PIVOT
Matching Upholstery

- Height
- Depth
- 2 pivot points

Available on
Cozi
Cozi 24/7
Cozi Stool

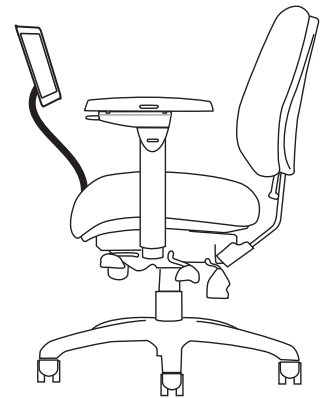
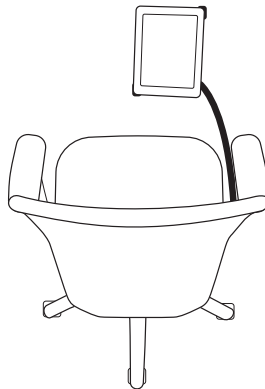
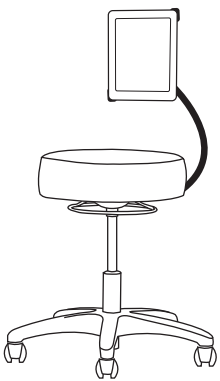


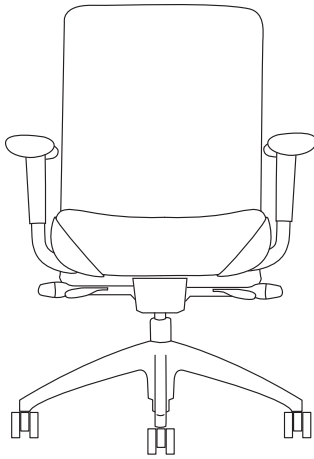
CONNEXION® ARM

THE ONLY GENUINE ERGONOMIC SOLUTION FOR THOSE WHO WORK INTENSELY WITH THEIR TABLET

FEATURES

- Quickly and easily position your tablet where it's comfortable for you
- Holds your tablet so you don't have to
- Eliminates awkward postures and helps reduce upper body fatigue
- Engineered for ease of use
- Can be used while sitting or standing
- 3 mounting options, left, right or both





BAL5312

FEATURES

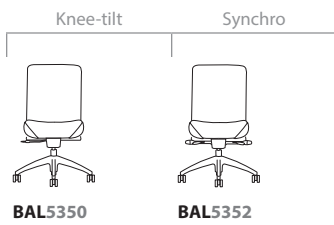
- Up to 11 active adjustments
- Mesh or upholstered back
- Passive weight dispersion design
- Generous foam for optimal comfort

STANDARD FEATURES

- No Arms
- Carpet Casters
- 26" High Crown Black Base
- 5" Cylinder

Step 1 — Model Number

Series Code	Back	Seat	Select an Arm	Select a Mech
BAL Balance	5 High Back	3 Large Seat	1 Forward Sliding Gelthane Pad \$225 5 No Arms \$0 6 C Loop \$82 7 Chrome Loop \$82	0 Knee-tilt  2 Synchro 
BAL	5	3	1	2



BAL5350	BAL5352
\$1,115	\$1,201
\$1,175	\$1,261
\$1,235	\$1,321
\$1,305	\$1,391
\$1,375	\$1,461
\$1,455	\$1,541
\$1,535	\$1,621
\$1,625	\$1,711
\$1,715	\$1,801

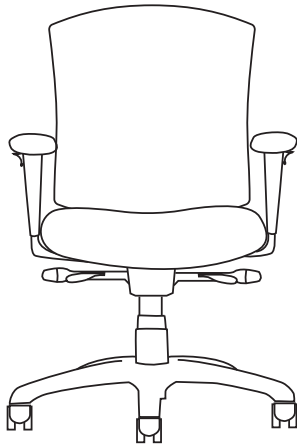
- Grade 1
- Grade 2
- Grade 3
- Grade 4
- Grade 5
- Grade 6
- Grade 7
- Grade 8
- Grade 9

38 x 26 x 26	39 x 26 x 26	Chair (H x W x D)
48.5 lbs	39 lbs	Chair Weight
22	22	Seat Width
16.5 – 21.5	16.5 – 21.5	Seat Height
17.5	16.5 – 19.5	Seat Depth (Optional)
F6° – R15°	F5° – R12°	Seat Angle
18.5	18.5	Back Width
22	22	Back Height
105° – 125°	102° – 125°	Back Angle
N/A	N/A	Lumbar Range
26	26	Base Diameter
2 yd	2 yd	COM Yardage
26 x 22 x 34	26 x 22 x 34	Shipping Box (L x W x H)
58.5 lbs	49 lbs	Shipping Weight
KD	KD	Shipping Method

All measurements are nominal and shown in inches for base model numbers.
All upholstery subject to Neutral Posture approval.

Step 2 — Add option codes after model number BAL5312-__-__

General		Finishes		Bases		Casters/Glides					
N	N-dulgent® Memory Foam <i>Seat only</i>	\$82	U2	Mesh Back	\$0	B0	26" Black	\$0	C1	Hard Floor	\$27
N2	ThermaGel Memory Foam <i>Seat only</i>	\$99				B6	26" Polished Aluminum	\$154	C2	Glides	\$27
S	Seat Slider <i>Only available on (2) mech</i>	\$82				B15	26" High Crown Polished Aluminum	\$60	C8	Chrome Carpet	\$99
									C9	Chrome Hard Floor	\$110



COZ5602

Task/Conference

FEATURES


- Up to 13 active adjustments
- Standard with upholstered back outer
- Passive weight dispersion design
- Generous foam for optimal comfort
- Optional headrest

STANDARD FEATURES

- No Arms
- Carpet Casters
- 26" Black Base
- 5" Cylinder

Guardian®

The Guardian is an NIJ Level II compliant bullet resistant vest that will provide protection against regular powered 9mm handguns, up to .357 Magnums. The vest fits over the back of the chair and is easily removable.



Need it Now? 5-day Quick Ship

Only standard features are available as Quick Ship unless otherwise noted.



QUICK SHIP ARMS

- 3 3" Adjustable
- 5 No Arms
- 9 5-way Adjustable

QUICK SHIP FABRICS

For available Quick Ship fabrics see page 8.

Step 1 — Model Number

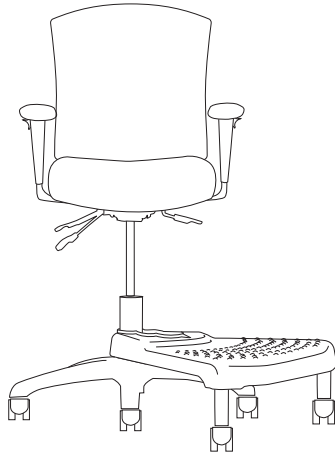
Series Code	Select a Back	Select a Seat	Select an Arm	Select a Mech
COZ Cozi	5 Mid Back 6 High Back	6 Medium Seat 7 Large Seat	0 4" Adjustable \$138 1 4" Adjustable w/Pivot \$165 2 Lateral Sliding \$154 3 3" Adjustable \$83 4 Swing \$325 5 No Arms \$0 6 C Loop \$83 7 Chrome Loop \$83 9 5-way Adjustable \$165	2 Synchro  6 Multi-tilt 
COZ	5	6	3	6

Synchro				Multi-tilt				
COZ5652	COZ5752	COZ6652	COZ6752	COZ5656	COZ5756	COZ6656	COZ6756	
\$892	\$948	\$1,004	\$1,060	\$975	\$1,031	\$1,087	\$1,144	Grade 1
\$952	\$1,008	\$1,064	\$1,120	\$1,035	\$1,091	\$1,147	\$1,204	Grade 2
\$1,012	\$1,068	\$1,124	\$1,180	\$1,095	\$1,151	\$1,207	\$1,264	Grade 3
\$1,082	\$1,138	\$1,194	\$1,250	\$1,165	\$1,221	\$1,277	\$1,334	Grade 4
\$1,152	\$1,208	\$1,264	\$1,320	\$1,235	\$1,291	\$1,347	\$1,404	Grade 5
\$1,232	\$1,288	\$1,344	\$1,400	\$1,315	\$1,371	\$1,427	\$1,484	Grade 6
\$1,312	\$1,368	\$1,424	\$1,480	\$1,395	\$1,451	\$1,507	\$1,564	Grade 7
\$1,402	\$1,458	\$1,514	\$1,570	\$1,485	\$1,541	\$1,597	\$1,654	Grade 8
\$1,492	\$1,548	\$1,604	\$1,660	\$1,575	\$1,631	\$1,687	\$1,744	Grade 9
39 x 26 x 26	39 x 26 x 26	43.5 x 26 x 26	43.5 x 26 x 26	39 x 26 x 26	39 x 26 x 26	43.5 x 26 x 26	43.5 x 26 x 26	Chair (H x W x D)
47 lbs	47 lbs	47 lbs	47 lbs	51 lbs	51 lbs	51 lbs	51 lbs	Chair Weight
19.5	22	19.5	22	19.5	22	19.5	22	Seat Width
16.5 – 21.5	16.5 – 21.5	16.5 – 21.5	16.5 – 21.5	16.5 – 21.5	16.5 – 21.5	16.5 – 21.5	16.5 – 21.5	Seat Height
16.5 – 19.5	16.5 – 19.5	16.5 – 19.5	16.5 – 19.5	16.5 – 19	16.5 – 19	16.5 – 19	16.5 – 19	Seat Depth (optional)
F6° – R13°	F6° – R13°	F6° – R13°	F6° – R13°	F6° – R16°	F8° – R18°	F6° – R16°	F8° – R18°	Seat Angle
19	19	19	19	19	19	19	19	Back Width
21 – 24	21 – 24	26 – 29	26 – 29	22 – 25	22 – 25	24 – 27	24 – 27	Back Height
107° – 128°	107° – 128°	107° – 128°	107° – 128°	102° – 122°	102° – 122°	103° – 120°	103° – 120°	Back Angle
3	3	3	3	3	3	3	3	Lumbar Range
26	26	26	26	26	26	26	26	Base Diameter
2 yd	2 yd	2 yd	2 yd	2 yd	2 yd	2 yd	2 yd	COM Yardage
36 x 26 x 19	36 x 26 x 19	36 x 26 x 19	36 x 26 x 19	36 x 26 x 19	36 x 26 x 19	36 x 26 x 19	36 x 26 x 19	Shipping Box (L x W x H)
57 lbs	57 lbs	57 lbs	57 lbs	61 lbs	61 lbs	61 lbs	61 lbs	Shipping Weight
KD	KD	KD	KD	KD	KD	KD	KD	Shipping Method

All measurements are nominal and shown in inches for base model numbers.

Step 2 — Add option codes after model number COZ5636 - __ - __

General		Casters/Glides		Cylinders		Connexion® Arm	
CR Cleanroom to Class 100	\$132	C1 Hard Floor	\$27	L1 3" Cylinder	\$0	Z1 Connexion Arm	\$385
D2 Adjustable Lumbar Support	\$110	C2 Glides	\$27	L13 7" Dual Stage	\$60	<i>Not available with (6) & (7) arm</i>	
E ESD*	\$319	C3 Occupied Braking	\$203	L14 10" Dual Stage	\$60	Connexion® Arm Attachments	
F Fring® Footrest	\$55	C4 Unoccupied Braking	\$66	Headrest		A1 Tablet Holder	\$163
J Upholstered Arm Pad	\$71	Bases		H6 Dual Pivot	\$308	<i>Requires (Z1) Connexion Arm</i>	
<i>Only available on (B0) base</i>		B6 26" Polished Aluminum	\$154	<i>Matching upholstery</i>			
N N-dulgent® Memory Foam	\$137	B7 26" Black Aluminum	\$110	Guardian – Bullet Resistant Vest			
N2 ThermoGel® Memory Foam	\$165	B8 27" Brushed Aluminum	\$154	G Guardian	\$2,156	<i>Only Available in Canter or Ballistic</i>	
S Seat Slider	\$82						



COZ5638-L5-R8

Task/Conference

FEATURES


- Up to 13 active adjustments
- Standard with upholstered back outer
- Passive weight dispersion design
- Generous foam for optimal comfort
- Optional headrest

STANDARD FEATURES

- No Arms
- Carpet Casters
- 26" Black Base
- 8" Cylinder

Guardian®

The Guardian is an NIJ Level II compliant bullet resistant vest that will provide protection against regular powered 9mm handguns, up to .357 Magnums. The vest fits over the back of the chair and is easily removable.



Need it Now? 5-day Quick Ship

Only standard features are available as Quick Ship unless otherwise noted.




QUICK SHIP ARMS







- 3** 3" Adjustable
- 5** No Arms
- 9** 5-way Adjustable

QUICK SHIP FABRICS

For available Quick Ship fabrics see page 8

Step 1 — Model Number

Series Code	Back	Select a Seat	Select an Arm	Select a Mech
COZ Cozi	5 Mid Back	6 Medium Seat 7 Large Seat	0 4" Adjustable \$137 1 4" Adjustable w/Pivot \$165 2 Lateral Sliding \$154 3 3" Adjustable \$82 4 Swing \$324 5 No Arms \$0 6 C Loop \$82 7 Chrome Loop \$82 9 5-way Adjustable \$165	1 Basic  8 Standard  9 Deluxe-tilt 
COZ	5	6	3	8

Basic		Standard		Deluxe-tilt	
					
COZ5651	COZ5751	COZ5658	COZ5758	COZ5659	COZ5759
\$908	\$964	\$931	\$987	\$953	\$1,009
\$968	\$1,024	\$991	\$1,047	\$1,013	\$1,069
\$1,028	\$1,084	\$1,051	\$1,107	\$1,073	\$1,129
\$1,098	\$1,154	\$1,121	\$1,177	\$1,143	\$1,199
\$1,168	\$1,224	\$1,191	\$1,247	\$1,213	\$1,269
\$1,248	\$1,304	\$1,271	\$1,327	\$1,293	\$1,349
\$1,328	\$1,384	\$1,351	\$1,407	\$1,373	\$1,429
\$1,418	\$1,474	\$1,441	\$1,497	\$1,463	\$1,519
\$1,508	\$1,564	\$1,531	\$1,587	\$1,553	\$1,609
43 x 26 x 26	43 x 26 x 26	43.5 x 26 x 26	43.5 x 26 x 26	43.5 x 26 x 26	43.5 x 26 x 26
34 lbs	34 lbs	46 lbs	46 lbs	46 lbs	46 lbs
19.5	22	19.5	22	19.5	22
20.5 – 28.5	20.5 – 28.5	22 – 30	22 – 30	22 – 30	22 – 30
16.5 – 18.5	16.5 – 18.5	16.5 – 19	16.5 – 19	16.5 – 19	16.5 – 19
R4°	R4°	R3°	R3°	R4°	R4°
19	19	19	19	19	19
21.5 – 24	21.5 – 24	22 – 25	22 – 25	22 – 25	22 – 25
103°	103°	95° – 102°	95° – 102°	97° – 105°	97° – 105°
3	3	3	3	3	3
26	26	26	26	26	26
2 yd	2 yd	2 yd	2 yd	2 yd	2 yd
36 x 26 x 19	36 x 26 x 19	36 x 26 x 19	36 x 26 x 19	36 x 26 x 19	36 x 26 x 19
44 lbs	44 lbs	56 lbs	56 lbs	56 lbs	56 lbs
KD	KD	KD	KD	KD	KD

- Grade 1**
- Grade 2**
- Grade 3**
- Grade 4**
- Grade 5**
- Grade 6**
- Grade 7**
- Grade 8**
- Grade 9**
- Chair (H x W x D)
- Chair Weight
- Seat Width
- Seat Height
- Seat Depth (OPTIONAL)
- Seat Angle
- Back Width
- Back Height
- Back Angle
- Lumbar Range
- Base Diameter
- COM Yardage
- Shipping Box (L x W x H)
- Shipping Weight
- Shipping Method

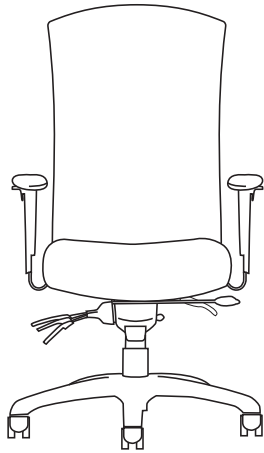
All measurements are nominal and shown in inches for base model numbers.

Step 2 — Add option codes after model number COZ5638 - __ - __

General	Bases	Connexion® Arm	Stool Cylinders
CR Cleanroom to Class 100 \$132	B6 26" Polished Aluminum \$154	Z1 Connexion Arm \$385 <i>Not available with (6) & (7) arm</i>	L5 10" Cylinder \$0
D2 Adjustable Lumbar Support \$110	B7 26" Black Aluminum \$110		L7 7" Cylinder \$0
E ESD* \$319	Chair Cylinders	Connexion® Arm Attachments	Footrings for stool cylinders only
J Upholstered Arm Pad \$71 <i>Only available on (2) arm</i>	L1 3" Cylinder \$0	A1 Tablet Holder \$163 <i>Requires (Z1) Connexion Arm</i>	R1 18" Black Plastic \$66
N N-dulgent® Memory Foam \$137	L3 5" Cylinder \$0		R2 20" Chrome \$88
N2 ThermaGel Memory Foam \$165	L13 7" Dual Stage \$0	Guardian – Bullet Resistant Vest	NeXtep® for stool cylinders only
Casters/Glides	L14 10" Dual Stage \$0	G Guardian \$2,156 <i>Only Available in Canter or Ballistic</i>	R8 8" w/Casters \$203
C1 Hard Floor \$27	Headrest		R10 10" w/Casters \$203
C2 Glides \$27	H6 Dual Pivot \$308 <i>Matching upholstery</i>		R18 8"/10" w/Casters \$324
C3 Occupied Braking \$203			RW8 Wide 8" w/Casters \$324
C4 Unoccupied Braking \$66			RW10 Wide 10" w/Casters \$324
			Also available w/glides.

For additional stool options see page 110.

Cozi® 24/7



CZN6608

Task/Conference

FEATURES


- Up to 11 active adjustments
- Standard with upholstered back outer
- 24/7 Continuous-shift 5-year warranty only available on upholstery with a double rub rating of over 1,000,000
- Passive weight dispersion design
- Generous foam for optimal comfort
- Optional headrest

STANDARD FEATURES


- No Arms
- Carpet Casters
- 26" Black Base
- 5" Intensive Use Cylinder
- Seat Slider

Guardian®

The Guardian is an NIJ Level II compliant bullet resistant vest that will provide protection against regular powered 9mm handguns, up to .357 Magnums. The vest fits over the back of the chair and is easily removable.



Step 1 — Model Number

Series Code	Select a Back	Select a Seat	Select an Arm	Mech
CZN Cozi	5 Mid Back 6 High Back	6 Medium Seat 7 Large Seat 8 Extra Large Seat <i>Supports up to 400 lbs</i>	0 4" Adjustable <i>Not available on 8 seat</i> 4 Swing 5 No Arms 6 360° w/Oversized Black Vinyl 7 360° w/Oversized Fabric/Leather 8 360° NP	8 Multi-tilt 
CZN	5	6	0	8

Supports up to 350 lbs

Supports up to 400 lbs

Cozi® 24/7

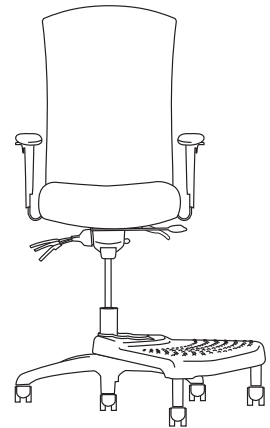


CZN5658	CZN5758	CZN6658	CZN6758	CZN5858	CZN6858
\$1,184	\$1,223	\$1,279	\$1,307	\$1,475	\$1,560
\$1,244	\$1,283	\$1,339	\$1,367	\$1,535	\$1,620
\$1,304	\$1,343	\$1,399	\$1,427	\$1,595	\$1,680
\$1,374	\$1,413	\$1,469	\$1,497	\$1,665	\$1,750
\$1,444	\$1,483	\$1,539	\$1,567	\$1,735	\$1,820
\$1,524	\$1,563	\$1,619	\$1,647	\$1,815	\$1,900
\$1,604	\$1,643	\$1,699	\$1,727	\$1,895	\$1,980
\$1,694	\$1,733	\$1,789	\$1,817	\$1,985	\$2,070
\$1,784	\$1,823	\$1,879	\$1,907	\$2,075	\$2,160

Grade 1
Grade 2
Grade 3
Grade 4
Grade 5
Grade 6
Grade 7
Grade 8
Grade 9

39 x 26 x 26	39 x 26 x 26	43 x 26 x 26	43 x 26 x 26	39 x 26 x 26	41 x 26 x 26	Chair (H x W x D)
51.5 lbs	51.5 lbs	52 lbs	52 lbs	59 lbs	59 lbs	Chair Weight
19.5	22	19.5	22	23	23	Seat Width
16.5 – 21.5	16.5 – 21.5	16.5 – 21.5	16.5 – 21.5	19.25 – 23.75	19.25 – 23.75	Seat Height
16 – 18	16 – 18	16 – 18	16 – 18	19 – 21	19 – 21	Seat Depth
F5° – R10°	F8° – R18°	F5° – R10°	F8° – R18°	F5° – R10°	F5° – R10°	Seat Angle
19	19	19	19	19	19	Back Width
22 – 25	22 – 25	23 – 26	23 – 26	20 – 23	22 – 25	Back Height
105° – 120°	105° – 120°	105° – 120°	105° – 120°	105° – 120°	105° – 120°	Back Angle
3	3	3	3	3	3	Lumbar Range
26	26	26	26	26	26	Base Diameter
2 yd	2 yd	2 yd	2 yd	3 yd	3 yd	COM Yardage
36 x 26 x 19	36 x 26 x 19	36 x 26 x 19	36 x 26 x 19	28 x 26 x 24	28 x 26 x 24	Shipping Box (L x W x H)
61.5 lbs	61.5 lbs	62 lbs	62 lbs	69 lbs	69 lbs	Shipping Weight
KD	KD	KD	KD	KD	KD	Shipping Method

All measurements are nominal and shown in inches for base model numbers..
Specs may differ for stools.



CZN6608-L5-R8

Task/Conference

Step 2 — Add option codes after model number CZN5608 - __ - __

General	Casters/Glides	Chair Cylinders	Stool Options
CR Cleanroom to Class 100 \$132	C1 Hard Floor \$27	L1 3" Cylinder \$0	Not available on (8) seat
D2 Adjustable Lumbar Support \$110		L13 7" Dual Stage \$60	
E ESD* \$319	Bases	L14 10" Dual Stage \$60	
N N-dulgent® Memory Foam \$137	B7 26" Black Aluminum \$110		Stool Cylinders
N2 ThermoGel Memory Foam \$165	B8 27" Brushed Aluminum \$154		L4 8" Cylinder \$60
	B14 28" Intensive Use Black \$137		L5 10" Cylinder \$60
Finishes		Headrest	L7 7" Cylinder \$60
U1 Ballistic Upholstery \$0 <i>Back outer</i>		H6 Dual Pivot \$308 <i>Matching upholstery</i>	Footings for stool cylinders only
		Guardian – Bullet Resistant Vest	R1 18" Black Plastic \$66
		G Guardian \$2,156 <i>Only Available in Canter or Ballistic</i>	R2 20" Chrome \$88
			NeXtep® for stool cylinders only
			R8 8" w/Casters \$203
			R10 10" w/Casters \$203
			R18 8"/10" w/Casters \$324
			RW8 Wide 8" w/Casters \$324
			RW10 Wide 10" w/Casters \$324

Also available w/glides.

For additional stool options
see page 110.



COG5654



FEATURES

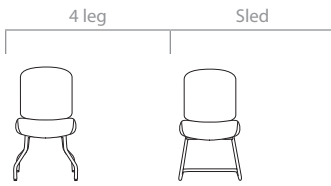
- Generous foam for optimal comfort
- Standard with upholstered back outer
- Passive weight dispersion design
- 2 base options

STANDARD FEATURES

- No Arms
- Glides
- Black Frame

Step 1 — Model Number

Series Code	Back	Seat	Select an Arm	Select a Base
COG Cozi Guest	5 Mid Back	6 Medium Seat	3 3" Adjustable <i>Fixed width</i> \$82 5 No Arms \$0 6 C Loop \$82 7 Chrome Loop \$82	4 4-leg  5 Sled 
COG	5	6	5	4



COG5654	COG5655
\$1,004	\$1,076
\$1,064	\$1,136
\$1,124	\$1,196
\$1,194	\$1,266
\$1,264	\$1,336
\$1,344	\$1,416
\$1,424	\$1,496
\$1,514	\$1,586
\$1,604	\$1,676

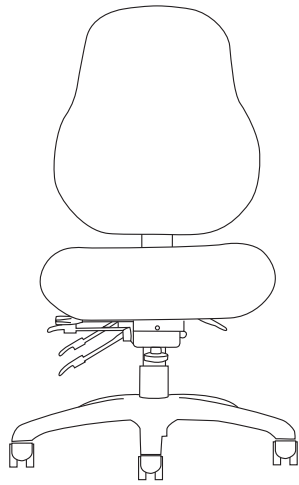
- Grade 1**
- Grade 2**
- Grade 3**
- Grade 4**
- Grade 5**
- Grade 6**
- Grade 7**
- Grade 8**
- Grade 9**

37 x 20.5 x 24	36.5 x 20.5 x 24	Chair (H x W x D)
26.5 lbs	29.5 lbs	Chair Weight
19.5"	19.5"	Seat Width
18"	17.25"	Seat Height
18.5"	18.5"	Seat Depth
R3°	R4°	Seat Angle
19"	19"	Back Width
20"	20"	Back Height
109°	109°	Back Angle
20.5	20.5 x 23	Base Diameter
2 yd	2 yd	COM Yardage
30 x 27 x 39	30 x 27 x 39	Shipping Box (L x W x H)
36.5 lbs	39.5 lbs	Shipping Weight
FA	FA	Shipping Method

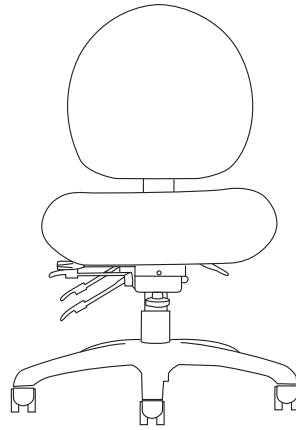
All measurements are nominal and shown in inches for base model numbers.

Step 2 — Add option code after model number COG5654 - __

General	
CB Chrome Base	\$104



ES3256
High Back



ES2256
Mid Back

FEATURES

- Up to 13 active adjustments
- Contoured seat design
- Passive weight dispersion design
- Generous foam for optimal comfort
- Only available in Cloud 9, M Plus, or Revive

STANDARD FEATURES

- No Arms
- Carpet Casters
- 26" Black Base
- 5" Cylinder
- Seat Slider

Need it Now? 5-day Quick Ship

Only standard features are available as Quick Ship unless otherwise noted.


QUICK SHIP ARMS

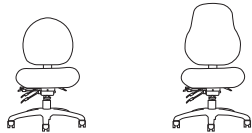
- 3** 3" Adjustable
- 5** No Arms
- 9** 5-way Adjustable

QUICK SHIP FABRICS

For available Quick Ship fabrics see page 8

Step 1 — Model Number

Series Code	Select a Back	Seat	Select an Arm		Mech
ES E-Series	<ul style="list-style-type: none"> 2 Mid Back 3 High Back 	2 Medium Seat	<ul style="list-style-type: none"> 0 4" Adjustable 2 Lateral Sliding 5 No Arms 9 5-way Adjustable 	<ul style="list-style-type: none"> \$137 \$154 \$0 \$165 	6 Multi-tilt 
ES	3	2	0		6



ES2256	ES3256
\$931	\$931
\$971	\$971
35.75 x 26 x 26	40 x 26 x 26
52.5 lbs	58 lbs
20.5	20.5
17.5 – 22.5	17.5 – 22.5
16 – 18	16 – 18
F1° – R16°	F1° – R16°
17.5	19.5
17 – 21	21 – 25
102° – 120°	97° – 112°
4	4
26	26
2 yd	2 yd
28 x 26 x 24	28 x 26 x 24
62.5 lbs	68 lbs
KD	KD

M Plus
Cloud 9 or Revive

Chair (H x W x D)
Chair Weight
Seat Width
Seat Height
Seat Depth
Seat Angle
Back Width
Back Height
Back Angle
Lumbar Range
Arm Width
COM Yardage
Shipping Box (L x W x H)
Shipping Weight
Shipping Method

All measurements are nominal and shown in inches for base model numbers.. Specs may differ for stools.

Step 2 — Add option codes after model number ES3206 - ___ - ___

General

F	Fring® Footrest	\$55
	<i>Only available on (B0) base</i>	

Casters/Glides

C1	Hard Floor	\$27
-----------	------------	------

Chair Cylinders

L1	3" Cylinder	\$0
L13	7" Dual Stage	\$60
L14	10" Dual Stage	\$60

Connexion® Arm

Z1	Connexion Arm	\$385
-----------	---------------	-------

Connexion® Arm Attachments

A1	Tablet Holder	\$163
	<i>Requires (Z1) Connexion Arm</i>	

Stool Options

Stool Cylinders

L4	8" Cylinder	\$60
L5	10" Cylinder	\$60
L7	7" Cylinder	\$60

Footrings for stool cylinders only

R1	18" Black Plastic	\$66
R2	20" Chrome	\$88

NeXtep® for stool cylinders only


R8	8" w/Casters	\$203
R10	10" w/Casters	\$203
R18	8"/10" w/Casters	\$324
RW8	Wide 8" w/Casters	\$324
RW10	Wide 10" w/Casters	\$324

Also available w/glides.

For additional stool options see page 110.



EMB2124
Pulled Fabric



EMB2124-PT
Pillow Top

FEATURES

- Up to 4 active adjustments
- Pillow top or pulled fabric upholstery
- Passive weight dispersion design
- Generous foam for optimal comfort
- Built-in lumbar

STANDARD FEATURES

- C Loop Arms
- Carpet Casters
- 26" Black Base



Tilt-swivel









- 5" Cylinder

Knee-tilt

- 3" Cylinder

Step 1 — Model Number


Series Code	Select a Back	Seat	Arm		Select a Base
EMB Embrace	1 Mid Back 2 High Back	1 Medium Seat	2 C Loop	\$0	4 Tilt-swivel  0 Knee-tilt 
EMB	2	1	2		4

Tilt-swivel (Pulled)		Tilt-swivel (Pillow Top)		Knee-tilt (Pulled)		Knee-tilt (Pillow Top)		
								
EMB1124	EMB2124	EMB1124-PT	EMB2124-PT	EMB1120	EMB2120	EMB1120-PT	EMB2120-PT	
\$807	\$875	\$1,027	\$1,095	\$875	\$942	\$1,095	\$1,162	Grade 1
\$867	\$935	\$1,117	\$1,185	\$935	\$1,002	\$1,185	\$1,252	Grade 2
\$927	\$995	\$1,207	\$1,275	\$995	\$1,062	\$1,275	\$1,342	Grade 3
\$997	\$1,065	\$1,297	\$1,365	\$1,065	\$1,132	\$1,365	\$1,432	Grade 4
\$1,067	\$1,135	\$1,407	\$1,475	\$1,135	\$1,202	\$1,475	\$1,542	Grade 5
\$1,147	\$1,215	\$1,557	\$1,625	\$1,215	\$1,282	\$1,625	\$1,692	Grade 6
\$1,227	\$1,295	\$1,727	\$1,795	\$1,295	\$1,362	\$1,795	\$1,862	Grade 7
\$1,317	\$1,385	\$1,917	\$1,985	\$1,385	\$1,452	\$1,985	\$2,052	Grade 8
\$1,407	\$1,475	\$2,107	\$2,175	\$1,475	\$1,542	\$2,175	\$2,242	Grade 9
36 x 26 x 26	40 x 26 x 26	36 x 26 x 26	40 x 26 x 26	38.5 x 26 x 28	42.5 x 26 x 28	38.5 x 26 x 28	42.5 x 26 x 28	Chair (H x W x D)
57 lbs	57 lbs	57 lbs	57 lbs	57 lbs	57 lbs	57 lbs	57 lbs	Chair Weight
21	21	21	21	21	21	21	21	Seat Width
15.5 – 20.5	15.5 – 20.5	15.5 – 20.5	15.5 – 20.5	18 – 21	18 – 21	18 – 21	18 – 21	Seat Height
19.5	19.5	19.5	19.5	19.5	19.5	19.5	19.5	Seat Depth
R6° – F23°	R6° – F23°	R6° – F23°	R6° – F23°	R7° – F24°	R7° – F24°	R7° – F24°	R7° – F24°	Seat Angle
22	22	22	22	22	22	22	22	Back Width
22	25	22	25	22	25	22	25	Back Height
N/A	N/A	N/A	N/A	N/A	N/A	N/A	N/A	Back Angle
8	8	8	8	8	8	8	8	Arm Height
21.75	21.75	21.75	21.75	21.75	21.75	21.75	21.75	Arm Width
26	26	26	26	26	26	26	26	Base Diameter
2 yd	2 yd	2 yd	2 yd	2 yd	2 yd	2 yd	2 yd	COM Yardage – Pulled
4.5 yd	4.5 yd	4.5 yd	4.5 yd	4.5 yd	4.5 yd	4.5 yd	4.5 yd	COM Yardage – Pillow Top
37 x 23 x 22	37 x 23 x 22	37 x 23 x 22	37 x 23 x 22	37 x 23 x 22	37 x 23 x 22	37 x 23 x 22	37 x 23 x 22	Shipping Box (L x W x H)
67 lbs	67 lbs	67 lbs	67 lbs	67 lbs	67 lbs	67 lbs	67 lbs	Shipping Weight
KD	KD	KD	KD	KD	KD	KD	KD	Shipping Method

All measurements are nominal and shown in inches for base model numbers.
 Not available in Cloud 9™, M Plus, Revive™ or Top Shelf upholstery.

Step 2 — Add option code after model number EMB2124 - __

Finishes		Cylinders		Casters/Glides	
CP	Chrome Package <i>Chrome loop arm & polished aluminum base. Ships fully assembled</i>	\$324	L13 7" Dual Stage L14 10" Dual Stage	\$60	C1 Hard Floor \$27



EMC022
Pulled Fabric

Task/Conference

FEATURES





- Generous amount of foam in seat and back
- Fully upholstered back
- Sturdy, cantilever steel base

STANDARD FEATURES

- No Arms
- Black Cantilever Base

Step 1 — Model Number

Series Code	Back	Seat	Select an Arm
EMC Embrace Guest	0 Mid Back	2 Medium Seat	0 No Arms 2 C Loop
EMC	0	2	2

w/o Arms (Pulled)	w/o Arms (Pillow Top)	w/Arms (Pulled)	w/Arms (Pillow Top)
			
EMC020	EMC020-PT	EMC022	EMC022-PT
\$678	\$898	\$790	\$1,010
\$738	\$988	\$850	\$1,100
\$798	\$1,078	\$910	\$1,190
\$868	\$1,168	\$980	\$1,280
\$938	\$1,278	\$1,050	\$1,390
\$1,018	\$1,428	\$1,130	\$1,540
\$1,098	\$1,598	\$1,210	\$1,710
\$1,188	\$1,788	\$1,300	\$1,900
\$1,278	\$1,978	\$1,390	\$2,090

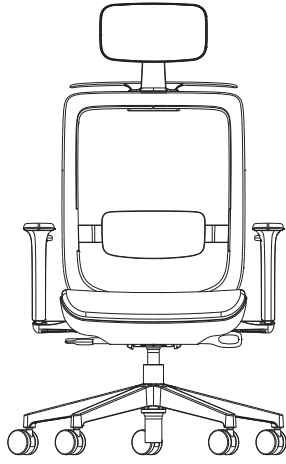
- Grade 1**
- Grade 2**
- Grade 3**
- Grade 4**
- Grade 5**
- Grade 6**
- Grade 7**
- Grade 8**
- Grade 9**

38.5 x 25 x 28	38.5 x 25 x 28	38.5 x 25 x 28	38.5 x 25 x 28	Chair (H x W x D)
49 lbs	49 lbs	49 lbs	49 lbs	Chair Weight
21	21	21	21	Seat Width
20	20	20	20	Seat Height
20.5	20.5	20.5	20.5	Seat Depth
21	21	21	21	Back Width
22	22	22	22	Back Height
2 yd	2 yd	2 yd	2 yd	COM Yardage – <i>Pulled Fabric</i>
4.5 yd	4.5 yd	4.5 yd	4.5 yd	COM Yardage – <i>Pillow Top</i>
29 x 26.5 x 38	29 x 26.5 x 38	29 x 26.5 x 38	29 x 26.5 x 38	Shipping Box (L x W x H)
59 lbs	59 lbs	59 lbs	59 lbs	Shipping Weight
FA	FA	FA	FA	Shipping Method

All measurements are nominal and shown in inches for base model numbers.
Not available in Cloud 9™, M Plus, Revive™ or Top Shelf upholstery.

Step 2 — Add option codes after model number EMC022 - __ - __

General		
CB	Chrome Base	\$104
CP	Chrome Package <i>Chrome loop arm & polished aluminum base</i>	\$324



ICON4603-H2

FEATURES

- Medium gray mesh back
- Gray & black frame combination
- Replaceable/removable upholstered seat cushion – clips into place with no tools required
- Adjustable & removable lumbar support (easily slide up & down with no levers)
- Weight sensing mechanism without tension knob
- Finished seat bottom shell conceals mechanism
- 3 adjustment levers – height, synchro-tilt & seat slider

STANDARD FEATURES

- No Arms
- Carpet Casters
- 26" Black Base
- 5" Cylinder
- Seat Slider
- N-dulgent® Memory Foam
- Adjustable Lumbar

Need it Now? 5-day Quick Ship

Only standard features are available as Quick Ship unless otherwise noted.


QUICK SHIP ARMS

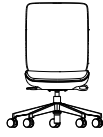
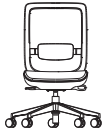
- 0 1D
- 5 No Arms
- 3 3D

QUICK SHIP FABRICS

For available Quick Ship fabrics see page 8.

Step 1 — Model Number

Series Code	Select a Back	Seat	Select an Arm		Mech
ICON Icon	4 Mesh Back 5 Upholstered Back	6 Medium Seat	0 1D 3 3D 5 No Arms	\$44 \$77 \$0	3 Weight Sensitive 
ICON	4	6	0		3



ICON4653	ICON5653	
\$788	\$953	Grade 1
\$818	\$1,013	Grade 2
\$848	\$1,073	Grade 3
\$888	\$1,143	Grade 4
\$928	\$1,213	Grade 5
\$978	\$1,293	Grade 6
\$1,028	\$1,373	Grade 7
\$1,088	\$1,463	Grade 8
\$1,148	\$1,553	Grade 9
<hr/>		
36.5 x 26 x 26	36.5 x 26 x 26	Chair (H x W x D)
36.5 lbs	36.5 lbs	Chair Weight
18.5	18.5	Seat Width
16 – 21	16 – 21	Seat Height
18 – 20	18 – 20	Seat Depth
R3° – R6°	R3° – R6°	Seat Angle
18	18	Back Width
20.5	20.5	Back Height
104° – 128°	104° – 128°	Back Angle
2.5	2.5	Lumbar Range
26	26	Base Diameter
1 yd	2 yd	COM Yardage
27 x 23 x 33	27 x 23 x 33	Shipping Box (L x W x H)
46.5 lbs	46.5 lbs	Shipping Weight
KD	KD	Shipping Method

All measurements are nominal and shown in inches for base model numbers. Specs may differ for stools.

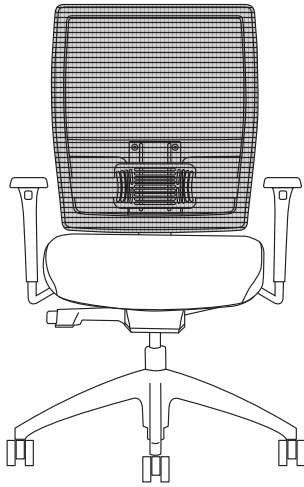
ICONSC — Replacement Seat Cover	
Grade 1	\$100
Grade 2	\$130
Grade 3	\$160
Grade 4	\$200
Grade 5	\$240
Grade 6	\$290
Grade 7	\$340
Grade 8	\$400
Grade 9	\$460

Task/Conference

Step 2 — Add option codes after model number ICON4603 - __ - __

General		Casters/Glides		Headrests		Stool Cylinders		
E	ESD*	\$385	C1	Hard Floor	\$27	L4	8" Cylinder	\$60
N2	ThermaGel Memory Foam	\$99	C2	Glides	\$27	L5	10" Cylinder	\$60
<hr/>		<hr/>		<hr/>		<hr/>		
Bases		Cylinders		H1		Footings for stool cylinders only		
B24	26" Polished Aluminum	\$99	L13	7" Dual Stage	\$60	R1	18" Black Plastic	\$66
				L14	10" Dual Stage	R2	20" Chrome	\$88
						<hr/>		
				H2		NeXtep® for stool cylinders only		
				Headrest	\$66	R9	10" w/Glides	\$148
				<i>Matching upholstery</i>		R10	10" w/Casters	\$203
				H2		R21	10"/12" w/Glides	\$258
				Headrest w/Coat Hanger	\$99	R22	10"/12" w/Casters	\$324
				<i>Matching upholstery</i>		RW9	Wide 10" w/Glides	\$258
						RW10	Wide 10" w/Casters	\$324

For additional stool options see page 110.



KNO4653

FEATURES

- Mid and high mesh back options
- Adjustable lumbar support (easily slide up & down with no levers)
- Weight sensing mechanism without tension knob
- Height adjustable back
- Intuitive ergonomics

STANDARD FEATURES

- No Arms
- Carpet Casters
- 26" High Crown Black Base
- 5" Cylinder
- Seat Slider
- Adjustable Lumbar
- Black Mesh

Need it Now? 5-day Quick Ship

QS Denotes Quick Ship models.

Only standard features are available as Quick Ship unless otherwise noted.



QUICK SHIP ARMS

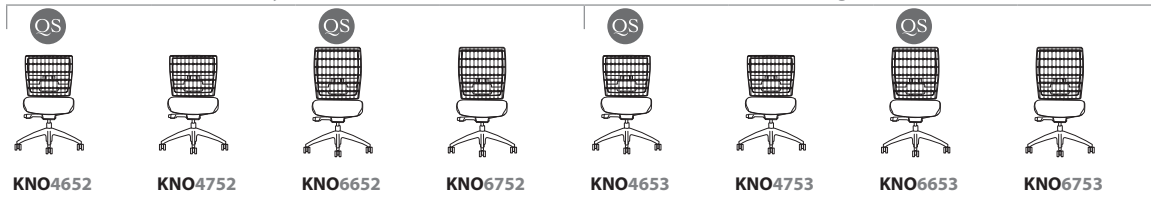
- 3** 3D
- 5** No Arms

QUICK SHIP FABRICS

For available Quick Ship fabrics see page 8.

Step 1 — Model Number

Series Code	Select a Back	Select a Seat	Select an Arm	Select a Mech
KNO Knomi	4 Mesh Mid Back 6 Mesh High Back	6 Medium Seat 7 Large Seat	0 Fixed \$82 3 3D \$82 4 4D \$165 5 No Arms \$0 6 3D Chrome \$192 7 Chrome Loop \$324 8 4D Chrome \$275	2 Synchro  3 Weight Sensitive 
KNO	6	6	3	2



KNO4652	KNO4752	KNO6652	KNO6752	KNO4653	KNO4753	KNO6653	KNO6753
\$951	\$995	\$1,061	\$1,105	\$907	\$951	\$1,017	\$1,061
\$981	\$1,025	\$1,091	\$1,135	\$937	\$981	\$1,047	\$1,091
\$1,011	\$1,055	\$1,121	\$1,165	\$967	\$1,011	\$1,077	\$1,121
\$1,051	\$1,095	\$1,161	\$1,205	\$1,007	\$1,051	\$1,117	\$1,161
\$1,091	\$1,135	\$1,201	\$1,245	\$1,047	\$1,091	\$1,157	\$1,201
\$1,141	\$1,185	\$1,251	\$1,295	\$1,097	\$1,141	\$1,207	\$1,251
\$1,191	\$1,235	\$1,301	\$1,345	\$1,147	\$1,191	\$1,257	\$1,301
\$1,251	\$1,295	\$1,361	\$1,405	\$1,207	\$1,251	\$1,317	\$1,361
\$1,311	\$1,355	\$1,421	\$1,465	\$1,267	\$1,311	\$1,377	\$1,421

- Grade 1
- Grade 2
- Grade 3
- Grade 4
- Grade 5
- Grade 6
- Grade 7
- Grade 8
- Grade 9

35.5 x 26 x 26	35.5 x 26 x 26	40.5 x 26 x 26	40.5 x 26 x 26	35 x 26 x 26	35 x 26 x 26	40 x 26 x 26	40 x 26 x 26
28 lbs	28 lbs	29 lbs	29 lbs	28 lbs	28 lbs	29 lbs	29 lbs
19.5	21	19.5	21	19.5	21	19.5	21
17.25 - 22.25	17.25 - 22.25	17.25 - 22.25	17.25 - 22.25	17 - 22	17 - 22	17 - 22	17 - 22
17 - 19	17.5 - 19.5	17 - 19	17.5 - 19.5	17 - 19	17.5 - 19.5	17 - 19	17.5 - 19.5
0° - R5.5°	0° - R5.5°	0° - R5.5°	0° - R5.5°	0° - R5.5°	0° - R5.5°	0° - R5.5°	0° - R5.5°
20	20	19.5	19.5	20	20	19.5	19.5
17 - 19	17 - 19	22 - 24	22 - 24	17 - 19	17 - 19	22 - 24	22 - 24
102° - 123°	102° - 123°	102° - 123°	102° - 123°	102° - 123°	102° - 123°	102° - 123°	102° - 123°
3.5 - 8.5	3.5 - 8.5	3.5 - 8.5	3.5 - 8.5	3.5 - 8.5	3.5 - 8.5	3.5 - 8.5	3.5 - 8.5
26	26	26	26	26	26	26	26
1	1	1	1	1	1	1	1
36 x 26 x 19	36 x 26 x 19	36 x 26 x 19	36 x 26 x 19	36 x 26 x 19	36 x 26 x 19	36 x 26 x 19	36 x 26 x 19
38 lbs	38 lbs	39 lbs	39 lbs	38 lbs	38 lbs	39 lbs	39 lbs
KD	KD	KD	KD	KD	KD	KD	KD

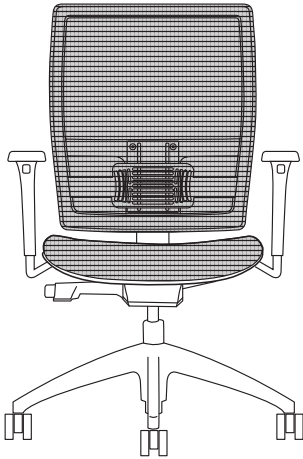
- Chair (H x W x D)
- Chair Weight
- Seat Width
- Seat Height
- Seat Depth
- Seat Angle
- Back Width
- Back Height
- Back Angle
- Lumbar Range
- Base Diameter
- COM Yardage
- Shipping Box (L x W x H)
- Shipping Weight
- Shipping Method

All measurements are nominal and shown in inches for base model numbers.

Task/Conference

Step 2 — Add option codes after model number KNO5636 - __ - __

General	Mesh Color	Casters/Glides	Cylinders
N N-dulgent® Memory Foam \$82	M1 Navy \$55	C1 Hard Floor \$27	L1 3" Cylinder \$0
N2 ThermaGel Memory Foam \$99	M3 Beige \$55	C2 Glides \$27	
	M5 Silver \$55	C8 Chrome Carpet \$99	Headrest
		C9 Chrome Hard Floor \$110	H Headrest \$104
			<i>Black vinyl - (6) back only</i>
	Bases		
	B15 26" High Crown Polished Aluminum \$60		



KNO6353

Task/Conference

FEATURES

- Breathable mesh seat & back
- Adjustable lumbar
- Height adjustable back
- Intuitive ergonomics

STANDARD FEATURES

- No Arms
- Carpet Casters
- 26" High Crown Black Base
- 5" Cylinder
- Seat Slider
- Adjustable Lumbar
- Black Mesh

Need it Now? 5-day Quick Ship

Only standard features are available as Quick Ship unless otherwise noted.



QUICK SHIP ARMS





- 3 3D
- 5 No Arms

QUICK SHIP FABRICS

For available Quick Ship fabrics see page 8.

Step 1 — Model Number

Series Code	Select a Back	Seat	Select an Arm		Select a Mech
KNO Knomi	4 Mesh Mid Back 6 Mesh High Back	3 Mesh Seat	0 Fixed 3 3D 4 4D 5 No Arms 6 3D Chrome 7 Chrome Loop 8 4D Chrome	\$82 \$82 \$165 \$0 \$192 \$324 \$275	2 Synchro  3 Weight Sensitive 
KNO	6	3	3		2

Synchro		Weight Sensitive	
			
KNO4352	KNO6352	KNO4353	KNO6353
\$1,032	\$1,087	\$988	\$1,043

Mesh

35.5 x 26 x 26	40.5 x 26 x 26	35.5 x 26 x 26	40.5 x 26 x 26	Chair (H x W x D)
28 lbs	29 lbs	28 lbs	29 lbs	Chair Weight
20	20	20	20	Seat Width
16.5 – 21.5	16.5 – 21.5	16.25 – 21.25	16.25 – 21.25	Seat Height
17 – 19	17 – 19	17 – 19	17 – 19	Seat Depth
F1° – R4.5°	F1° – R4.5°	F1° – R4.5°	F1° – R4.5°	Seat Angle
20	19.5	20	19.5	Back Width
17 – 19	22 – 24	17 – 19	22 – 24	Back Height
102° – 123°	102° – 123°	102° – 123°	102° – 123°	Back Angle
3.5 – 8.5	3.5 – 8.5	3.5 – 8.5	3.5 – 8.5	Lumbar Range
26	26	26	26	Base Diameter
N/A	N/A	N/A	N/A	COM Yardage
36 x 26 x 19	36 x 26 x 19	36 x 26 x 19	36 x 26 x 19	Shipping Box (L x W x H)
38 lbs	39 lbs	38 lbs	39 lbs	Shipping Weight
KD	KD	KD	KD	Shipping Method


All measurements are nominal and shown in inches for base model numbers.

Step 2 — Add option codes after model number KNO6332 - __ - __

Bases	Casters/Glides	Cylinders
B15 26" High Crown Polished Aluminum \$60	C0 Carpet \$0	L1 3" Cylinder \$0
	C1 Hard Floor \$27	
	C2 Glides \$27	
	C8 Chrome Carpet \$99	Headrest
	C9 Chrome Hard Floor \$110	H Headrest \$104
		<i>Black vinyl</i>



NV3402



NV4122
Pillow Top


FEATURES

- Up to 13 active adjustments
- High back with built-in lumbar
- Contoured seat with waterfall
- Passive weight dispersion design
- Removable inner pad in upper back
Only available on (4) back

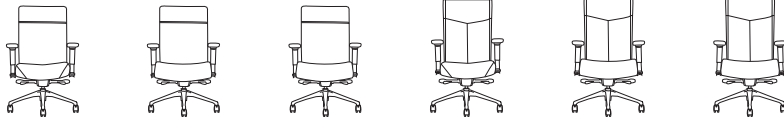
STANDARD FEATURES

- Lateral Sliding Arms
- 26" High Crown Black Base
- Carpet Casters
- 3" Cylinder
- Seat Slider

Step 1 — Model Number

Series Code	Select a Back	Select a Seat	Select an Arm	Mech
NV NV	3 High Back 4 High Back, <i>Pillow Top</i>	1 Medium Seat, <i>Pillow Top</i> 2 Large Seat, <i>Pillow Top</i> 4 Medium Seat	0 Polished Aluminum Loop \$0 2 Lateral Sliding \$0 5 No Arms (\$100)	2 Synchro 
NV	4	1	2	2

Pillow Top Back



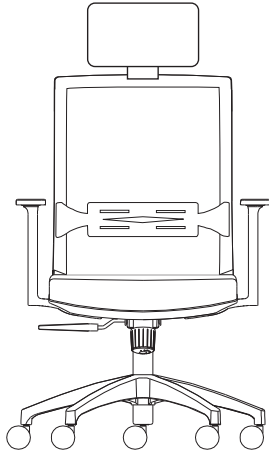
NV3422	NV3122	NV3222	NV4422	NV4122	NV4222	
\$1,514	\$1,570	\$1,626	\$1,626	\$1,683	\$1,739	Grade 1
\$1,584	\$1,640	\$1,696	\$1,696	\$1,753	\$1,809	Grade 2
\$1,654	\$1,710	\$1,766	\$1,766	\$1,823	\$1,879	Grade 3
\$1,734	\$1,790	\$1,846	\$1,846	\$1,903	\$1,959	Grade 4
\$1,814	\$1,870	\$1,926	\$1,926	\$1,983	\$2,039	Grade 5
\$1,904	\$1,960	\$2,016	\$2,016	\$2,073	\$2,129	Grade 6
\$1,994	\$2,050	\$2,106	\$2,106	\$2,163	\$2,219	Grade 7
\$2,094	\$2,150	\$2,206	\$2,206	\$2,263	\$2,319	Grade 8
\$2,194	\$2,250	\$2,306	\$2,306	\$2,363	\$2,419	Grade 9

41.5 x 26 x 26	41.5 x 26 x 26	41.5 x 26 x 26	42 x 26 x 26	42 x 26 x 26	42 x 26 x 26	Chair (H x W x D)
45.5 lbs	45.5 lbs	45.5 lbs	46.5 lbs	46.5 lbs	46.5 lbs	Chair Weight
19.5	20.5	20.5	19.5	20.5	20.5	Seat Width
18 – 21	19.5 – 22.5	19.5 – 22.5	18 – 21	19.5 – 22.5	19.5 – 22.5	Seat Height
18.5 – 21.5	15.5 – 18.5	19 – 22	18.5 – 21	18 – 20.5	18 – 20.5	Seat Depth
F5° – R10°	F5° – R10°	F5° – R10°	F6° – 12°	F8° – R14°	F8° – R14°	Seat Angle
19	19	19	19	19	19	Back Width
23.5 – 27.5	23.5 – 27.5	23.5 – 27.5	24 – 28	23.5 – 27.5	23.5 – 27.5	Back Height
100° – 115°	100° – 115°	100° – 115°	98° – 114°	100° – 115°	100° – 115°	Back Angle
4	4	4	4	4	4	Lumbar Range
26	26	26	26	26	26	Base Diameter
2.25 yd	2.25 yd	2.25 yd	3 yd	3 yd	3 yd	COM Yardage
28 x 28 x 42	28 x 28 x 42	28 x 28 x 42	28 x 28 x 42	28 x 28 x 42	28 x 28 x 42	Shipping Box (L x W x H)
65.5 lbs	65.5 lbs	65.5 lbs	66.5 lbs	66.5 lbs	66.5 lbs	Shipping Weight
FA	FA	FA	FA	FA	FA	Shipping Method

All measurements are nominal and shown in inches for base model numbers.
 Not available in Cloud 9™, M Plus, Revive™ or Top Shelf upholstery.

Step 2 — Add option codes after model number NV4122 - __ - __

General			Casters/Glides			Bases			Cylinders		
D2	Adjustable Lumbar Support <i>Not available on (3) back</i>	\$110	C0	Carpet	\$0	B0	26" Black	\$0	L3	5" Cylinder	\$0
			C1	Hard Floor	\$27	B6	26" Polished Aluminum	\$154	L13	7" Dual Stage	\$60
			C8	Chrome Carpet	\$99	B15	26" High Crown Polished Aluminum	\$60	L14	10" Dual Stage	\$60
			C9	Chrome Hard Floor	\$110	B16	26" High Crown Black	\$0			
Finishes											
J	Upholstered Arm Pad <i>Only available on (2) arm</i>	\$71									



REN4604-H

FEATURES

- Black mesh back & frame
- Tilt-swivel mechanism
- Heavy-duty casters & base

STANDARD FEATURES

- No Arms
- Carpet Casters
- 26" Black Base
- 5" Cylinder
- Adjustable Lumbar

Need it Now? 5-day Quick Ship

Only standard features are available as Quick Ship unless otherwise noted.


QUICK SHIP ARMS

- 0 Adjustable
- 5 No Arms

QUICK SHIP FABRICS

For available Quick Ship fabrics see page 8.

Step 1 — Model Number

Series Code	Back	Seat	Select an Arm	Mech
REN Renati	4 Mesh Back	6 Medium Seat	0 Adjustable \$44 5 No Arms \$0	4 Tilt-swivel 
REN	4	6	0	4



REN4654

\$557	Grade 1
\$587	Grade 2
\$617	Grade 3
\$657	Grade 4
\$697	Grade 5
\$747	Grade 6
\$797	Grade 7
\$857	Grade 8
\$917	Grade 9

37 x 26 x 26	Chair (H x W x D)
28.5 lbs	Chair Weight
19.5	Seat Width
16 – 21	Seat Height
18.5	Seat Depth
F1° – R16°	Seat Angle
17.5	Back Width
21	Back Height
100° – 125°	Back Angle
2.5	Lumbar Range
26	Base Diameter
1 yd	COM Yardage
27 x 23 x 33	Shipping Box (L x W x H)
38.5 lbs	Shipping Weight
KD	Shipping Method

All measurements are nominal and shown in inches for base model numbers. Specs may differ for stools.

Step 2 — Add option codes after model number REN4604 - __ - __ -

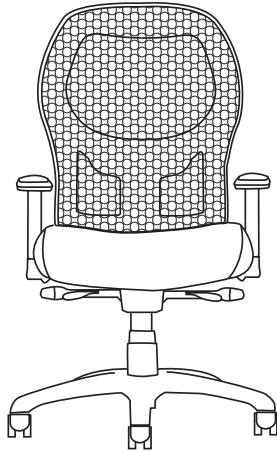
Stool Options

General			Casters/Glides		Headrest		Stool Cylinders				
N	N-dulgent® Memory Foam	\$82	C0	Carpet	\$0	H	Headrest	\$66	L4	8" Cylinder	\$60
N2	ThermaGel Memory Foam	\$99	C1	Hard Floor	\$27		<i>Matching upholstery</i>		L5	10" Cylinder	\$60
			C2	Glides	\$27				L7	7" Cylinder	\$60
Bases			Cylinders						Footrings for stool cylinders only		
B24	26" Polished Aluminum	\$99	L13	7" Dual Stage	\$60				R1	18" Black Plastic	\$66
			L14	10" Dual Stage	\$60				R2	20" Chrome	\$88
									NeXtep® for stool cylinders only		
									R9	10" w/Glides	\$148
									R10	10" w/Casters	\$203
									R21	10"/12" w/Glides	\$258
									R22	10"/12" w/Casters	\$324
									RW9	Wide 10" w/Glides	\$258
									RW10	Wide 10" w/Casters	\$324

For additional stool options see page 110.

Right Chair®

Task/Conference



RCT4632

FEATURES

- Up to 13 active adjustments
- High mesh back & contoured seat design
- Passive weight dispersion design
- Generous foam for optimal comfort
- Convert mesh back to upholstered w/optional sleeve
- Independent lumbar adjustment
- 2 headrest options

STANDARD FEATURES

- No Arms
- 26" Black Base
- Carpet Casters
- 5" Cylinder
- Adjustable Lumbar

Need it Now? 5-day Quick Ship

QS Denotes Quick Ship models.

Only standard features are available as Quick Ship unless otherwise noted.



QUICK SHIP FABRICS

For available Quick Ship fabrics see page 8.

QUICK SHIP ARMS

- 3** 3" Adjustable
- 5** No Arms
- 9** 5-way Adjustable

Step 1 — Model Number

Series Code	Back	Select a Seat	Select an Arm	Select a Mech
RCT Right Chair	4 Mesh Back	6 Medium Seat 7 Large Seat	0 4" Adjustable \$137 1 4" Adjustable w/Pivot \$165 2 Lateral Sliding \$154 3 3" Adjustable \$82 4 Swing \$324 5 No Arms \$0 6 C Loop \$82 7 Chrome Loop \$82 8 360° NP \$192 <i>Only available on (2) synchro mech</i> 9 5-way Adjustable \$165	2 Synchro  6 Multi-tilt 
RCT	4	6	3	2

Synchro		Multi-tilt	
RCT4652	RCT4752	RCT4656	RCT4756
\$926	\$982	\$1,009	\$1,065
\$956	\$1,012	\$1,039	\$1,095
\$986	\$1,042	\$1,069	\$1,125
\$1,026	\$1,082	\$1,109	\$1,165
\$1,066	\$1,122	\$1,149	\$1,205
\$1,116	\$1,172	\$1,199	\$1,255
\$1,166	\$1,222	\$1,249	\$1,305
\$1,226	\$1,282	\$1,309	\$1,365
\$1,286	\$1,342	\$1,369	\$1,425

- Grade 1
- Grade 2
- Grade 3
- Grade 4
- Grade 5
- Grade 6
- Grade 7
- Grade 8
- Grade 9

40.5 x 26 x 26	40.5 x 26 x 26	39.5 x 26 x 26	39.5 x 26 x 26	Chair (H x W x D)
37 lbs	37 lbs	48 lbs	48.5 lbs	Chair Weight
19.5	22	19.5	22	Seat Width
16.5 – 21.5	16.5 – 21.5	15.25 – 20.25	15.25 – 20.25	Seat Height
16.5 – 19.5	16.5 – 19.5	16 – 18	19 – 21	Seat Depth (OPTIONAL)
F5° – R14°	F5° – R14°	F6° – R11°	F8° – R18°	Seat Angle
19	19	19	19	Back Width
23	23	23	23	Back Height
102° – 120°	102° – 120°	100° – 115°	100° – 115°	Back Angle
4	4	4	4	Lumbar Range
26	26	26	26	Base Diameter
1 yd	1 yd	1 yd	1 yd	COM Yardage
28 x 26 x 24	28 x 26 x 24	28 x 26 x 24	28 x 26 x 24	Shipping Box (L x W x H)
47 lbs	47 lbs	58 lbs	58.5 lbs	Shipping Weight
KD	KD	KD	KD	Shipping Method

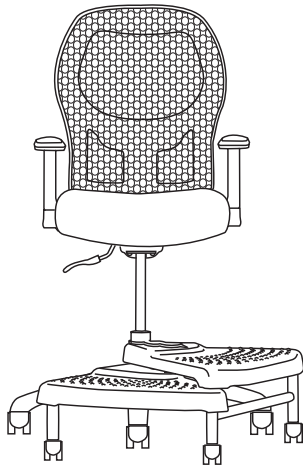
All measurements are nominal and shown in inches for base model numbers.

Step 2 — Add option codes after model number RCT4632 - __ - __

General		Back Sleeve – Back of sleeve made w/Spacer		Bases		Connexion® Arm		
F	Fring® Footrest <i>Only available on (B0) base</i>	\$55	S1 Grade 1	\$110	B6 26" Polished Aluminum	\$154	Z1 Connexion Arm <i>Not available with (6) & (7) arm</i>	\$385
J	Upholstered Arm Pad <i>Only available on (2) arm</i>	\$71	S2 Grade 2	\$160	B7 26" Black Aluminum	\$110		
N	N-dulgent® Memory Foam	\$82	S3 Grade 3	\$200	B8 27" Brushed Aluminum	\$154		
N2	ThermaGel Memory Foam	\$99	S4 Grade 4	\$240			Connexion® Arm Attachments	
S	Seat Slider	\$82	S5 Grade 5	\$280			A1 Tablet Holder	\$163
			S6 Grade 6	\$330			<i>Requires (Z1) Connexion Arm</i>	
			S7 Grade 7	\$380				
			S8 Grade 8	\$430				
			S9 Grade 9	\$480				
			<i>Not available with a headrest</i>					
			Casters/Glides					
			C1 Hard Floor	\$27				
			C2 Glides	\$27				
					Cylinders			
					L1 3" Cylinder	\$0		
					L13 7" Dual Stage	\$60		
					L14 10" Dual Stage	\$60		
					Headrests			
					HE Height Adjustable <i>Black vinyl</i>	\$66		
					H5 Dual Pivot <i>Black faux leather</i>	\$308		

Right Chair® Stool

Task/Conference



RCT4651

FEATURES

- High mesh back & contoured seat design
- Passive weight dispersion design
- Generous foam for optimal comfort
- Convert mesh back to upholstered with optional sleeve
- Independent lumbar adjustment
- 2 headrest options

STANDARD FEATURES

- No Arms
- 26" Black Base
- Carpet Casters
- 8" Cylinder
- Adjustable Lumbar

Need it Now? 5-day Quick Ship

Only standard features are available as Quick Ship unless otherwise noted.

QUICK SHIP ARMS

- 3 3" Adjustable
- 5 No Arms
- 9 5-way Adjustable

QUICK SHIP FABRICS

For available Quick Ship fabrics see page 8.

Step 1 — Model Number

Series Code	Back	Select a Seat	Select an Arm	Select a Mech
RCT Right Chair	4 Mesh Back	6 Medium Seat 7 Large Seat	0 4" Adjustable \$137 1 4" Adjustable w/Pivot \$165 2 Lateral Sliding \$154 3 3" Adjustable \$82 4 Swing \$324 5 No Arms \$0 6 C Loop \$82 7 Chrome Loop \$82 8 360° NP \$192 9 5-way Adjustable \$165	1 Basic 8 Standard 9 Deluxe-tilt
RCT	4	6	3	8

Basic		Standard		Deluxe-tilt	
RCT4651	RCT4751	RCT4658	RCT4758	RCT4659	RCT4759
\$942	\$998	\$964	\$1,020	\$987	\$1,043
\$972	\$1,028	\$994	\$1,050	\$1,017	\$1,073
\$1,002	\$1,058	\$1,024	\$1,080	\$1,047	\$1,103
\$1,042	\$1,098	\$1,064	\$1,120	\$1,087	\$1,143
\$1,082	\$1,138	\$1,104	\$1,160	\$1,127	\$1,183
\$1,132	\$1,188	\$1,154	\$1,210	\$1,177	\$1,233
\$1,182	\$1,238	\$1,204	\$1,260	\$1,227	\$1,283
\$1,242	\$1,298	\$1,264	\$1,320	\$1,287	\$1,343
\$1,302	\$1,358	\$1,324	\$1,380	\$1,347	\$1,403
44.5 x 26 x 26	44.5 x 26 x 26	45 x 26 x 26	45 x 26 x 26	45 x 26 x 26	45 x 26 x 26
34.5 lbs	34.5 lbs	45.5 lbs	45.5 lbs	46 lbs	46 lbs
19.5	22	19.5	22	19.5	22
21 – 29	21.25 – 29.25	22.5 – 30.5	22.5 – 30.5	22.5 – 30.5	22.5 – 30.5
17 – 18	17 – 18	15.5 – 17.5	15.5 – 17.5	15.5 – 17.5	15.5 – 17.5
R4°	R4°	R3°	R3°	R4°	R4°
19	19	19	19	19	19
23	23	23	23	23	23
102°	102°	95° – 99°	95° – 99°	95° – 99°	95° – 99°
4	4	4	4	4	4
26	26	26	26	26	26
1 yd	1 yd	1 yd	1 yd	1 yd	1 yd
28 x 26 x 24	28 x 26 x 24	28 x 26 x 24	28 x 26 x 24	28 x 26 x 24	28 x 26 x 24
44.5 lbs	44.5 lbs	55.5 lbs	55.5 lbs	56 lbs	56 lbs
KD	KD	KD	KD	KD	KD

- Grade 1**
- Grade 2**
- Grade 3**
- Grade 4**
- Grade 5**
- Grade 6**
- Grade 7**
- Grade 8**
- Grade 9**

- Chair (H x W x D)
- Chair Weight
- Seat Width
- Seat Height
- Seat Depth (OPTIONAL)
- Seat Angle
- Back Width
- Back Height
- Back Angle
- Lumbar Range
- Base Diameter
- COM Yardage
- Shipping Box (L x W x H)
- Shipping Weight
- Shipping Method

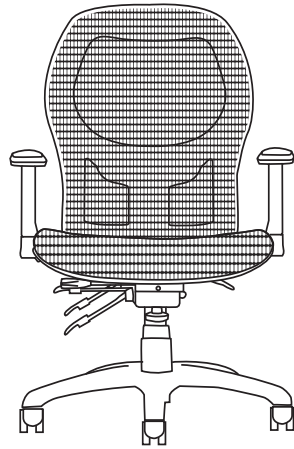
All measurements are nominal and shown in inches for base model numbers.

Step 2 — Add option codes after model number RCT4638 - __ - __

General	Casters/Glides	Chair Cylinders	Footrings for stool cylinders only
J Upholstered Arm Pad \$71 <i>Only available on (2) arm</i>	C1 Hard Floor \$27	L1 3" Cylinder \$0	R1 18" Black Plastic \$66
N N-dulgent® Memory Foam \$82	C2 Glides \$27	L3 5" Cylinder \$0	R2 20" Chrome \$88
N2 ThermaGel Memory Foam \$99	Bases	L13 7" Dual Stage \$0	NeXtep® for stool cylinders only
Back Sleeve – Back of sleeve made w/Spacer	B6 26" Polished Aluminum \$154	L14 10" Dual Stage \$0	R8 8" w/Casters \$203
S1 Grade 1 \$110	Headrests	Stool Cylinders	R10 10" w/Casters \$203
S2 Grade 2 \$160	HE Height Adjustable \$66 <i>Black vinyl</i>	L5 10" Cylinder \$0	R18 8"/10" w/Casters \$324
S3 Grade 3 \$200	H5 Dual Pivot \$308 <i>Black faux leather</i>	L7 7" Cylinder \$0	RW8 Wide 8" w/Casters \$324
S4 Grade 4 \$240	Connexion® Arm	Connexion® Arm	RW10 Wide 10" w/Casters \$324
S5 Grade 5 \$280	Z1 Connexion Arm \$385 <i>Not available with (6) & (7) arm</i>	Connexion® Arm Attachments	<i>Also available w/glides.</i>
S6 Grade 6 \$330	A1 Tablet Holder \$163 <i>Requires (Z1) Connexion Arm</i>		
S7 Grade 7 \$380			
S8 Grade 8 \$430			
S9 Grade 9 \$480			
Not available with a headrest			

For additional stool options see page 110.

Right Chair® Mesh



RCT5336

Task/Conference

FEATURES

- Breathable mesh seat & back
- Adjustable lumbar
- 2 headrest options

STANDARD FEATURES

- No Arms
- 26" Black Base
- Carpet Casters
- 5" Cylinder
- Adjustable Lumbar

Need it Now? 5-day Quick Ship

Only standard features are available as Quick Ship unless otherwise noted.



QUICK SHIP FABRICS

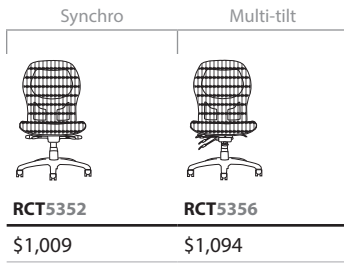
For available Quick Ship fabrics see page 8.

QUICK SHIP ARMS

- 3 3" Adjustable
- 5 No Arms
- 9 5-way Adjustable

Step 1 — Model Number

Series Code	Back	Seat	Select an Arm	Select a Mech
RCT Right Chair	5 Mesh Back	3 Mesh Seat	2 Lateral Sliding \$154 3 3" Adjustable \$82 5 No Arms \$165 9 5-way Adjustable \$165	2 Synchro-tilt  6 Multi-tilt 
RCT	5	3	3	2



Mesh

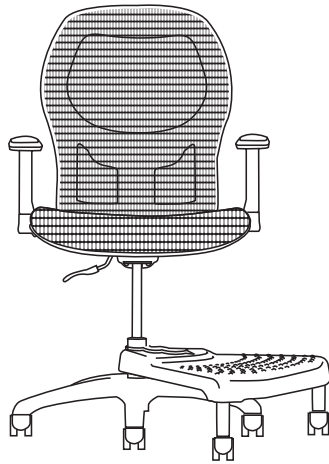
40.5 x 26 x 26	39.5 x 26 x 26	Chair (H x W x D)
41 lbs	41.5 lbs	Chair Weight
20	20	Seat Width
16.5 – 21.5	15.25 – 20.25	Seat Height
16.5 – 19.5	16.5 – 19	Seat Depth (OPTIONAL)
F1° – R5°	F6° – R11°	Seat Angle
19	19	Back Width
24	24	Back Height
100° – 120°	95° – 112°	Back Angle
4	4	Lumbar Range
26	26	Base Diameter
N/A	N/A	COM Yardage
28 x 26 x 24	28 x 26 x 24	Shipping Box (L x W x H)
51 lbs	51.5 lbs	Shipping Weight
KD	KD	Shipping Method

All measurements are nominal and shown in inches for base model numbers.

Step 2 — Add option codes after model number RCT5332 - __ - __

General		Casters/Glides		Bases		Headrests					
F	Fring® Footrest <i>Only available on (B0) base</i>	\$55	C1	Hard Floor	\$27	B6	26" Polished Aluminum	\$154	HE	Height Adjustable <i>Black vinyl</i>	\$66
J	Upholstered Arm Pad <i>Only available on (2) arm</i>	\$71	C2	Glides	\$27	Cylinders		H5	Dual Pivot <i>Black faux leather</i>	\$308	
S	Seat Slider	\$83				L1	3" Cylinder	\$0			
						L13	7" Dual Stage	\$60			
						L14	10" Dual Stage	\$60			

Right Chair® Mesh Stool



RCT5331-R10

Task/Conference

FEATURES

- Breathable mesh seat & back
- Adjustable lumbar
- 2 headrest options

STANDARD FEATURES

- No Arms
- 26" Black Base
- Carpet Casters
- 8" Cylinder
- Adjustable Lumbar

Need it Now? 5-day Quick Ship

Only standard features are available as Quick Ship unless otherwise noted.




QUICK SHIP FABRICS



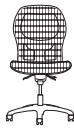
For available Quick Ship fabrics see page 8.

QUICK SHIP ARMS

- 3 3" Adjustable
- 5 No Arms
- 9 5-way Adjustable

Step 1 — Model Number

Series Code	Back	Seat	Select an Arm	Select a Mech
RCT Right Chair	5 Mesh Back	3 Mesh Seat	2 Lateral Sliding \$154 3 3" Adjustable \$83 5 No Arms \$0 9 5-way Adjustable \$165	1 Basic  8 Standard  9 Deluxe-tilt 
RCT	5	3	3	8

Basic	Standard	Deluxe-tilt
		
RCT5351	RCT5358	RCT5359
\$1,111	\$1,133	\$1,156
44.5 x 26 x 26	45 x 26 x 26	45 x 26 x 26
34.5 lbs	45.5 lbs	46 lbs
20	20	20
20.75 – 28.75	21.5 – 29.5	21.5 – 29.5
17.75 – 18.75	16 – 18	15.5 – 17.5
R4°	R3°	R4°
19	19	19
23	23	23
102°	95° – 99°	95° – 99°
4	4	4
26	26	26
N/A	N/A	N/A
28 x 26 x 24	28 x 26 x 24	28 x 26 x 24
44.5 lbs	55.5 lbs	56 lbs
KD	KD	KD

Mesh

- Chair (H x W x D)
- Chair Weight
- Seat Width
- Seat Height
- Seat Depth (OPTIONAL)
- Seat Angle
- Back Width
- Back Height
- Back Angle
- Lumbar Range
- Base Diameter
- COM Yardage
- Shipping Box (L x W x H)
- Shipping Weight
- Shipping Method

All measurements are nominal and shown in inches for base model numbers.

Step 2 — Add option codes after model number RCT5338 - __ - __

General	Chair Cylinders	Headrests	Footrings for stool cylinders only
J Upholstered Arm Pad \$71 <i>Only available on (2) arm</i>	L1 3" Cylinder \$0	HE Height Adjustable \$66 <i>Black vinyl</i>	R1 18" Black Plastic \$66
	L3 5" Cylinder \$0	H5 Dual Pivot \$308 <i>Black faux leather</i>	R2 20" Chrome \$88
Casters/Glides	L13 7" Dual Stage \$0		NeXtep® for stool cylinders only
C1 Hard Floor \$27	L14 10" Dual Stage \$0		R8 8" w/Casters \$203
C2 Glides \$27	Stool Cylinders		R10 10" w/Casters \$203
Bases	L5 10" Cylinder \$0		R18 8"/10" w/Casters \$324
B6 26" Polished Aluminum \$154	L7 7" Cylinder \$0		RW8 Wide 8" w/Casters \$324
			RW10 Wide 10" w/Casters \$324


Also available w/glides.

For additional stool options see page 110.

Right Chair®

Guest

Task/Conference



RCG4635



FEATURES

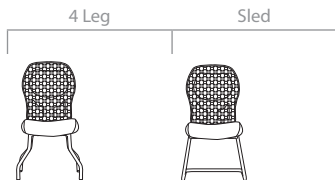
- High back & contoured seat design
- Passive weight dispersion design
- Generous foam for optimal comfort

STANDARD FEATURES

- No Arms
- Black Base

Step 1 — Model Number

Series Code	Back	Seat	Select an Arm	Select a Base
RCG Right Chair Guest	4 Mesh Back	6 Medium Seat	3 3" Adjustable Fixed Width \$83 5 No Arms \$0 6 C Loop \$83 7 Chrome Loop \$83	4 4-leg  5 Sled 
RCG	4	6	3	5



RCG4654	RCG4655
\$790	\$863
\$820	\$893
\$850	\$923
\$890	\$963
\$930	\$1,003
\$980	\$1,053
\$1,030	\$1,103
\$1,090	\$1,163
\$1,150	\$1,223

- Grade 1**
- Grade 2**
- Grade 3**
- Grade 4**
- Grade 5**
- Grade 6**
- Grade 7**
- Grade 8**
- Grade 9**


40 x 20.5 x 24	39.5 x 20.5 x 24	Chair (H x W x D)
28 lbs	31 lbs	Chair Weight
19.5	19.5	Seat Width
18	17.25	Seat Height
17.5	17.5	Seat Depth
R3°	R4°	Seat Angle
19	19	Back Width
23	23	Back Height
100°	102°	Back Angle
4	4	Lumbar Range
20.5	20.5 x 23	Base Diameter
1 yd	1 yd	COM Yardage
30 x 27 x 39	30 x 27 x 39	Shipping Box (L x W x H)
38 lbs	41 lbs	Shipping Weight
FA	FA	Shipping Method

All measurements are nominal and shown in inches for base model numbers.

Step 2 — Add option codes after model number RCG4635 - ___

General		
CB	Chrome Base	\$104

Back Sleeve – Back of sleeve made w/Spacer		
S1	Grade 1	\$110
S2	Grade 2	\$160
S3	Grade 3	\$200
S4	Grade 4	\$240
S5	Grade 5	\$280
S6	Grade 6	\$330
S7	Grade 7	\$380
S8	Grade 8	\$430
S9	Grade 9	\$480



U4ia4600

FEATURES

- Up to 13 active adjustments
- Height adjustable mesh back
- Passive weight dispersion design
- Generous foam for optimal comfort
- Optional removable back sleeve for an upholstered look & feel

STANDARD FEATURES

- No Arms
- Carpet Casters
- 26" Black Base
- 5" Cylinder
- Black Mesh Back

Need it Now? 5-day Quick Ship

Only standard features are available as Quick Ship unless otherwise noted.


QUICK SHIP FABRICS

For available Quick Ship fabrics see page 8.

QUICK SHIP ARMS

- 3 3" Adjustable Arms
- 5 No Arms
- 9 5-way Adjustable Arms

Step 1 — Model Number

Series Code	Back	Select a Seat	Select an Arm	Mech
U4ia U4ia	4 Mid Back	6 Medium Seat 7 Large Seat	0 4" Adjustable \$138 1 4" Adjustable w/Pivot \$165 2 Lateral Sliding \$154 3 3" Adjustable \$83 4 Swing \$325 5 No Arms \$0 6 C Loop \$83 7 Chrome Loop \$83 9 5-way Adjustable \$165	2 Synchro 
U4ia	4	6	3	2



U4ia4652	U4ia4752
\$870	\$926
\$900	\$956
\$930	\$986
\$970	\$1,026
\$1,010	\$1,066
\$1,060	\$1,116
\$1,110	\$1,166
\$1,170	\$1,226
\$1,230	\$1,286

- Grade 1**
- Grade 2**
- Grade 3**
- Grade 4**
- Grade 5**
- Grade 6**
- Grade 7**
- Grade 8**
- Grade 9**

38 x 26 x 26	38 x 26 x 26	Chair (H x W x D)
36 lbs	36 lbs	Chair Weight
19.5	22	Seat Width
16.5 – 21.5	16.5 – 21.5	Seat Height
16.5 – 19	16.5 – 19	Seat Depth (OPTIONAL)
F5° – R15°	F5° – R15°	Seat Angle
19	19	Back Width
20.5 – 23.5	20.5 – 23.5	Back Height
100° – 128°	100° – 128°	Back Angle
3	3	Lumbar Range
26	26	Base Diameter
1 yd	1 yd	COM Yardage
36 x 26 x 19	36 x 26 x 19	Shipping Box (L x W x H)
46 lbs	46 lbs	Shipping Weight
KD	KD	Shipping Method

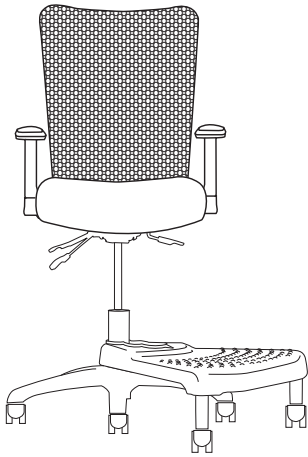
All measurements are nominal and shown in inches for base model numbers.

Step 2 — Add option codes after model number U4ia4632 - __ - __

General			Back Sleeve (back of sleeve made w/Spacer)			Casters/Glides			Cylinders		
F	Fring® Footrest <i>Only available on (B0) base</i>	\$55	S1	Grade 1	\$110	C1	Hard Floor	\$27	L1	3" Cylinder	\$0
J	Upholstered Arm Pad <i>Only available on (2) arm</i>	\$71	S2	Grade 2	\$160	C2	Glides	\$27	L13	7" Dual Stage	\$60
N	N-dulgent® Memory Foam	\$82	S3	Grade 3	\$200	Bases			L14	10" Dual Stage	\$60
N2	ThermaGel Memory Foam	\$99	S4	Grade 4	\$240	B6	26" Polished Aluminum	\$154	Connexion® Arm		
S	Seat Slider	\$82	S5	Grade 5	\$280				Z1	Connexion Arm	\$385
Mesh Color			SU	Stitched Ultraleather™	\$295				<i>Not available with (6) & (7) arm</i>		
M1	London (Navy)	\$27	S6	Grade 6	\$330				Connexion® Arm Attachments		
M2	Cognac (Red)	\$27	S7	Grade 7	\$380				A1	Tablet Holder	\$163
M3	Mocha (Brown)	\$27	S8	Grade 8	\$430				<i>Requires (Z1) Connexion Arm</i>		
M4	Ivory	\$27	S9	Grade 9	\$480						
M5	Silver	\$27	NR	Make Sleeve Non-removable	\$0						
					\$0.00						

U4ia® Stool

Task/Conference



U4ia4608-R8

FEATURES

- Passive weight dispersion design
- Generous foam for optimal comfort
- Optional removable back sleeve for an upholstered look & feel

STANDARD FEATURES

- No Arms
- Carpet Casters
- 26" Black Base
- 8" Cylinder
- Black Mesh Back

Need it Now? 5-day Quick Ship

Only standard features are available as Quick Ship unless otherwise noted.

QUICK SHIP ARMS







- 3 3" Adjustable Arms
- 5 No Arms
- 9 5-way Adjustable Arms

QUICK SHIP FABRICS

For available Quick Ship fabrics see page 8.

Step 1 — Model Number

Series Code	Back	Select a Seat	Select an Arm	Select a Mech
U4ia U4ia	4 Mid Back	6 Medium Seat 7 Large Seat	0 4" Adjustable \$138 1 4" Adjustable w/Pivot \$165 2 Lateral Sliding \$154 3 3" Adjustable \$83 4 Swing \$325 5 No Arms \$0 6 C Loop \$83 7 Chrome Loop \$83 9 5-way Adjustable \$165	1 Basic 8 Standard 9 Deluxe-tilt
U4ia	4	6	3	8

Basic		Standard		Deluxe-tilt	
					
U4ia4651	U4ia4751	U4ia4658	U4ia4758	U4ia4659	U4ia4759
\$886	\$942	\$908	\$964	\$931	\$987
\$916	\$972	\$938	\$994	\$961	\$1,017
\$946	\$1,002	\$968	\$1,024	\$991	\$1,047
\$986	\$1,042	\$1,008	\$1,064	\$1,031	\$1,087
\$1,026	\$1,082	\$1,048	\$1,104	\$1,071	\$1,127
\$1,076	\$1,132	\$1,098	\$1,154	\$1,121	\$1,177
\$1,126	\$1,182	\$1,148	\$1,204	\$1,171	\$1,227
\$1,186	\$1,242	\$1,208	\$1,264	\$1,231	\$1,287
\$1,246	\$1,302	\$1,268	\$1,324	\$1,291	\$1,347
42.5 x 26 x 26	42.5 x 26 x 26	44.5 x 26 x 26	44.5 x 26 x 26	44.5 x 26 x 26	44.5 x 26 x 26
32 lbs	32 lbs	40 lbs	40 lbs	40 lbs	40 lbs
19.5	22	19.5	22	19.5	22
21.5 – 29.5	21.5 – 29.5	22.5 – 30.5	22.5 – 30.5	22.5 – 30.5	22.5 – 30.5
17 – 18	17 – 18	16.5 – 19	16.5 – 19	16.5 – 19	16.5 – 19
R4°	R4°	R3°	R3°	R4°	R4°
19	19	19	19	19	19
22	22	22	22	22	22
97°	97°	95° – 102°	95° – 102°	95° – 102°	95° – 102°
N/A	N/A	N/A	N/A	N/A	N/A
26	26	26	26	26	26
1 yd	1 yd	1 yd	1 yd	1 yd	1 yd
36 x 26 x 19	36 x 26 x 19	36 x 26 x 19	36 x 26 x 19	36 x 26 x 19	36 x 26 x 19
42 lbs	42 lbs	50 lbs	50 lbs	50 lbs	50 lbs
KD	KD	KD	KD	KD	KD

Grade 1
Grade 2
Grade 3
Grade 4
Grade 5
Grade 6
Grade 7
Grade 8
Grade 9


Chair (H x W x D)
Chair Weight
Seat Width
Seat Height
Seat Depth (OPTIONAL)
Seat Angle
Back Width
Back Height
Back Angle
Lumbar Range
Base Diameter
COM Yardage
Shipping Box (L x W x H)
Shipping Weight
Shipping Method

All measurements are nominal and shown in inches for base model numbers.

Step 2 — Add option codes after model number U4ia4638 - __ - __

General	Back Sleeve (back of sleeve made w/Spacer)	Bases	Connexion® Arm
J Upholstered Arm Pad <i>Only available on (2) arm</i> \$71	S1 Grade 1 \$110	B6 26" Polished Aluminum \$154	Z1 Connexion Arm \$385 <i>Not available with (6) & (7) arm</i>
N N-dulgent® Memory Foam \$82	S2 Grade 2 \$160	Chair Cylinders	Connexion® Arm Attachments
N2 ThermoGel Memory Foam \$99	S3 Grade 3 \$200	L1 3" Cylinder \$0	A1 Tablet Holder \$163 <i>Requires (Z1) Connexion Arm</i>
Mesh Color	S4 Grade 4 \$240	L3 5" Cylinder \$0	NeXtep® for stool cylinders only
M1 London (Navy) \$30	S5 Grade 5 \$280	L13 7" Dual Stage \$0	R8 8" w/Casters \$203
M2 Cognac (Red) \$30	SU Stitched Ultraleather™ \$295	L14 10" Dual Stage \$0	R10 10" w/Casters \$203
M3 Mocha (Brown) \$30	S6 Grade 6 \$330	Stool Cylinders	R18 8"/10" w/Casters \$324
M4 Ivory \$30	S7 Grade 7 \$380	L5 10" Cylinder \$0	RW8 Wide 8" w/Casters \$324
M5 Silver \$30	S8 Grade 8 \$430	L7 7" Cylinder \$0	RW10 Wide 10" w/Casters \$324
	S9 Grade 9 \$480	Footrings for stool cylinders only	<i>Also available w/glides.</i>
	NR Make Sleeve Non-removable \$0	R1 18" Black Plastic \$66	
	\$0.00	R2 20" Chrome \$88	
	Casters/Glides		
	C1 Hard Floor \$27		
	C2 Glides \$27		

For additional stool options see page 110.



U4iaG4665



FEATURES

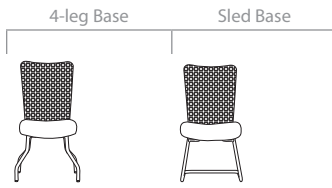
- Mesh or upholstered back option
- Passive weight dispersion design
- Generous foam for optimal comfort
- Optional removable back sleeve for an upholstered look & feel

STANDARD FEATURES

- No Arms
- Black Base
- Black Mesh Back

Step 1 — Model Number

Series Code	Back	Seat	Select an Arm	Select a Base
U4iaG U4ia Guest	4 Mid Back	6 Medium Seat	3 3" Adjustable <i>Fixe Width</i> \$83 5 No Arms \$0 6 C Loop \$83 7 Chrome Loop \$83	4 4-leg  5 Sled 
U4iaG	4	6	3	5



4-leg Base	Sled Base
U4iaG4654	U4iaG4655
\$801	\$875
\$831	\$905
\$861	\$935
\$901	\$975
\$941	\$1,015
\$991	\$1,065
\$1,041	\$1,115
\$1,101	\$1,175
\$1,161	\$1,235

38.75 x 20.5 x 24	38.25 x 20.5 x 24	Chair (H x W x D)
27.5 lbs	31 lbs	Chair Weight
19.5	19.5	Seat Width
18	17.25	Seat Height
18	18	Seat Depth
R3°	R4°	Seat Angle
19	19	Back Width
21	21	Back Height
104°	104°	Back Angle
N/A	N/A	Lumbar Range
20.5	20.5 x 23	Base Diameter
1 yd	1 yd	COM Yardage
30 x 27 x 39	30 x 27 x 39	Shipping Box (L x W x H)
37.5 lbs	40.5 lbs	Shipping Weight
FA	FA	Shipping Method

All measurements are nominal and shown in inches for base model numbers.

Step 2 — Add option codes after model number U4iaG4635 - __ - __

General		Mesh Color		Back Sleeve (back of sleeve made w/Spacer)	
CB	Chrome Base	\$104	M0	Black Blurr	\$0
			M1	London (Navy)	\$30
			M2	Cognac (Red)	\$30
			M3	Mocha (Brown)	\$30
			M4	Ivory	\$30
			M5	Silver	\$30
			S1	Grade 1	\$110
			S2	Grade 2	\$160
			S3	Grade 3	\$200
			S4	Grade 4	\$240
			S5	Grade 5	\$280
			SU	Stitched Ultraleather™	\$295
			S6	Grade 6	\$330
			S7	Grade 7	\$380
			S8	Grade 8	\$430
			S9	Grade 9	\$480
			NR	Make Sleeve Non-removable	\$0
					\$0.00



ULU4602

FEATURES

- Upholstered or mesh back
- Adjustable lumbar support (easily slide up & down with no levers)
- Weight sensing mechanism without tension knob
- Intuitive ergonomics

STANDARD FEATURES

- No Arms
- Carpet Casters
- 25" Black Base
- 5" Cylinder
- Seat Slider
- Black Mesh
- Adjustable Lumbar

Need it Now? 5-day Quick Ship

QS Denotes Quick Ship models.

Only standard features are available as Quick Ship unless otherwise noted.



QUICK SHIP ARMS

- 3 3D
- 5 No Arms

QUICK SHIP FABRICS

For available Quick Ship fabrics see page 8.

Step 1 — Model Number

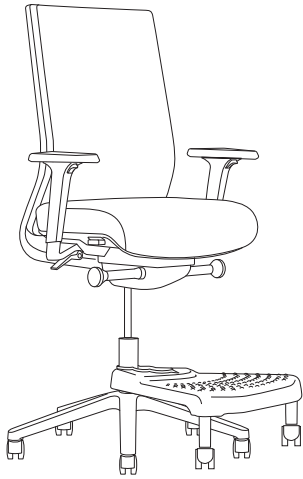
Series Code	Select a Back	Select a Seat	Select an Arm	Select a Mech
ULU Ulius	4 Mesh Back 5 Upholstered Back	6 Medium Seat 7 Large Seat	0 Fixed \$82 3 3D \$82 4 4D \$165 5 No Arms \$0 6 3D Chrome \$192 7 Chrome Loop \$324 8 4D Chrome \$275	2 Synchro  3 Weight Sensitive 
ULU	4	6	3	3

Synchro				Weight Sensitive				
ULU4652	ULU4752	ULU5652	ULU5752	ULU4653	ULU4753	ULU5653	ULU5753	
\$863	\$918	\$973	\$1,028	\$819	\$874	\$929	\$984	Grade 1
\$893	\$948	\$1,033	\$1,088	\$849	\$904	\$989	\$1,044	Grade 2
\$923	\$978	\$1,093	\$1,148	\$879	\$934	\$1,049	\$1,104	Grade 3
\$963	\$1,018	\$1,163	\$1,218	\$919	\$974	\$1,119	\$1,174	Grade 4
\$1,003	\$1,058	\$1,233	\$1,288	\$959	\$1,014	\$1,189	\$1,244	Grade 5
\$1,053	\$1,108	\$1,313	\$1,368	\$1,009	\$1,064	\$1,269	\$1,324	Grade 6
\$1,103	\$1,158	\$1,393	\$1,448	\$1,059	\$1,114	\$1,349	\$1,404	Grade 7
\$1,163	\$1,218	\$1,483	\$1,538	\$1,119	\$1,174	\$1,439	\$1,494	Grade 8
\$1,223	\$1,278	\$1,573	\$1,628	\$1,179	\$1,234	\$1,529	\$1,584	Grade 9
40 x 26 x 26	40 x 26 x 26	40 x 26 x 26	40 x 26 x 26	40 x 26 x 26	40 x 26 x 26	40 x 26 x 26	40 x 26 x 26	Chair (H x W x D)
30 lbs	30 lbs	30 lbs	30 lbs	28 lbs	28 lbs	28 lbs	28 lbs	Chair Weight
19.5	21	19.5	21	19.5	21	19.5	21	Seat Width
17.25 - 22.25	17.25 - 22.25	17.25 - 22.25	17.25 - 22.25	17 - 22	17 - 22	17 - 22	17 - 22	Seat Height
17.25 - 19.75	17.25 - 19.75	17 - 19.5	17 - 19.5	17.25 - 19.75	17.25 - 19.75	17 - 19.5	17 - 19.5	Seat Depth
R1.5° - R6°	R1.5° - R6°	R1.5° - R6°	R1.5° - R6°	R1° - R5.5°	R1° - R5.5°	R1° - R5.5°	R1° - R5.5°	Seat Angle
18.5	18.5	18.5	18.5	18.5	18.5	18.5	18.5	Back Width
22	22	22	22	22	22	22	22	Back Height
98° - 120°	98° - 120°	98° - 120°	98° - 120°	100° - 118°	100° - 118°	100° - 118°	100° - 118°	Back Angle
4.25 - 8.25	4.25 - 8.25	5 - 8	5 - 8	4.25 - 8.25	4.25 - 8.25	5 - 8	5 - 8	Lumbar Range
26	26	26	26	26	26	26	26	Base Diameter
1	1	3	3	1	1	3	3	COM Yardage
26 x 35.5 x 19	26 x 35.5 x 19	26 x 35.5 x 19	26 x 35.5 x 19	26 x 35.5 x 19	26 x 35.5 x 19	26 x 35.5 x 19	26 x 35.5 x 19	Shipping Box (L x W x H)
40 lbs	40 lbs	40 lbs	40 lbs	38 lbs	38 lbs	38 lbs	38 lbs	Shipping Weight
KD	KD	KD	KD	KD	KD	KD	KD	Shipping Method

All measurements are nominal and shown in inches for base model numbers.

Step 2 — Add option codes after model number ULU4633 - __ - __

General		Mesh Color		Casters		Cylinders		
N	N-dulgent® Memory Foam <i>Seat Only</i>	\$82	M1 Navy	\$55	C1 Hard Floor	\$27	L26 5" Chrome Cylinder	\$60
N2	ThermaGel Memory Foam <i>Seat Only</i>	\$99	M3 Beige	\$55				
			M5 Silver	\$55	Bases		Headrest	
					B36 25" Polished Aluminum	\$154	H Headrest	\$104



ULS5632

Task/Conference

FEATURES

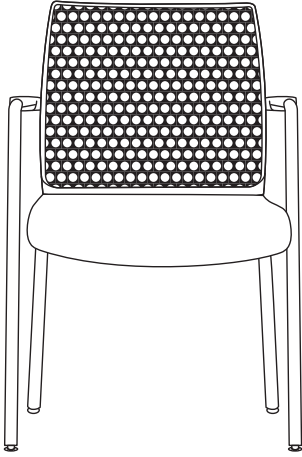
- Upholstered back
- Adjustable lumbar support (easily slide up & down with no levers)
- Weight sensing mechanism without tension knob
- Intuitive ergonomics

STANDARD FEATURES

- No Arms
- Carpet Casters
- 26" Black Base
- 8" Cylinder
- Adjustable Lumbar

Step 1 — Model Number

Series Code	Select a Back	Select a Seat	Select an Arm	Select a Mech
ULS Ulius Stool	5 Upholstered Back	6 Medium Seat 7 Large Seat	0 Fixed \$82 3 3D \$82 4 4D \$165 5 No Arms \$0 6 3D Chrome \$192 7 Chrome Loop \$324 8 4D Chrome \$275	2 Synchro 3 Weight Sensitive
ULS	5	6	3	3



ULG264

Task/Conference

FEATURES

- Upholstered or mesh back
- Integrated wall saver legs

STANDARD FEATURES

- Black Base

Step 1 — Model Number

Series Code	Select a Back	Select a Seat	Select a Base
ULG Ulius Guest	2 Mesh Back 3 Upholstered	6 Medium Seat	4 4-leg
ULG	2	6	4



ULG264	ULG364
\$698	\$808
\$728	\$868
\$758	\$928
\$798	\$998
\$838	\$1,068
\$888	\$1,148
\$938	\$1,228
\$998	\$1,318
\$1,058	\$1,408

- Grade 1**
- Grade 2**
- Grade 3**
- Grade 4**
- Grade 5**
- Grade 6**
- Grade 7**
- Grade 8**
- Grade 9**

33.25 x 21.5 x 24.5	33.25 x 21.5 x 24.5	Chair (H x W x D)
22 lbs	22 lbs	Chair Weight
19	19	Seat Width
17.5	17.5	Seat Height
19	19	Seat Depth
18	18	Back Width
16	16	Back Height
8.5	8.5	Arm Height
21.5	21.5	Arm Width
1	2	COM Yardage
24 x 23 x 35	24 x 23 x 35	Shipping Box (L x W x H)
32 lbs	32 lbs	Shipping Weight
FA	FA	Shipping Method

All measurements are nominal and shown in inches for base model numbers.

Step 2 — Add option codes after model number ULG264 - __ - __

General	
CB Chrome Base	\$104

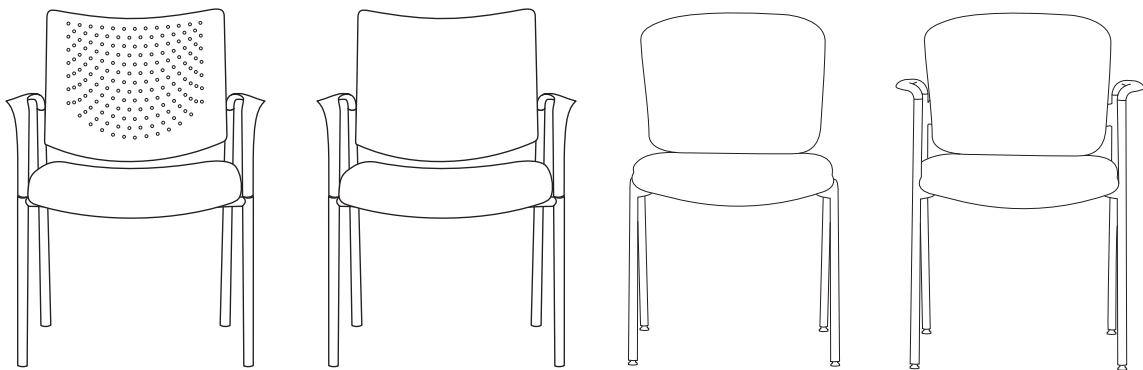
ACTIVE/GUEST SEATING


Neutral Posture's active/guest seating are ideal for high traffic areas like waiting rooms, cafes or multi-purpose spaces. Whether you're looking

for traditional guest chairs or seating for your collaborative areas, they provide support, comfort and style sure to bring sophistication to any area.

ACTIVE/GUEST SEATING

Active/Guest





DCE211

FEATURES

- Stackable, up to 5 high
- Generous amount of foam in seat & back
- Fully upholstered back
- Self-leveling non-marking glides
- Optional arms
- Optional ganging device

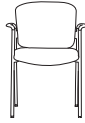
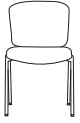
STANDARD FEATURES

- Black Base
- Glides

Active/Guest

Step 1 — Model Number

Series Code	Back	Seat	Select an Arm
DCE Dice	2 Back	1 Seat	1 Arms 5 No Arms
DCE	2	1	1




DCE215	DCE211	
\$515	\$550	Grade 1
\$560	\$595	Grade 2
\$605	\$640	Grade 3
\$660	\$695	Grade 4
\$715	\$750	Grade 5
\$780	\$815	Grade 6
\$845	\$880	Grade 7
\$920	\$955	Grade 8
\$995	\$1,030	Grade 9

33 x 19 x 21.5	33 x 23.5 x 21.5	Chair (H x W x D)
19 lbs	20 lbs	Chair Weight
18	18	Seat Width
18.5	18.5	Seat Height
18	18	Seat Depth
19	19	Back Width
15.5	15.5	Back Height
N/A	21	Arm Width
2 yd	2 yd	COM Yardage
24 x 23 x 35	24 x 23 x 35	Shipping Box (L x W x H)
29 lbs	30 lbs	Shipping Weight
FA	FA	Shipping Method


All measurements are nominal and shown in inches for base model numbers.

Step 2 — Add option codes after model number DCE211 - __ - __

General		
C6	Optional Casters <i>Set of 4</i>	\$33
CBL005	Ganging Device <i>2 per set</i>	\$33
CP	Chrome Package <i>Chrome frame</i>	\$44



FAC160
Molded plastic back



FAC260
Upholstered back

FEATURES

- 9 frame colors available in addition to standard black
- Upholstered or molded plastic back
- Upholstered back stacks 5-high
- Molded plastic back stacks 6-high
- Integrated wall saver leg design
- Optional arms
- Optional ganging device

STANDARD FEATURES

- Black Base
- Glides

Step 1 — Model Number

Series Code	Select a Back	Seat	Select an Arm
FAC Facet	1 Molded Plastic Back 2 Upholstered Back	6 Medium Seat	0 Arms 5 No Arms
FAC	1	6	0

Molded Plastic Back		Upholstered Back	
FAC165	FAC160	FAC265	FAC260
\$431	\$455	\$477	\$502
\$476	\$500	\$522	\$547
\$521	\$545	\$567	\$592
\$576	\$600	\$622	\$647
\$631	\$655	\$677	\$702
\$696	\$720	\$742	\$767
\$761	\$785	\$807	\$832
\$836	\$860	\$882	\$907
\$911	\$935	\$957	\$982

- Grade 1
- Grade 2
- Grade 3
- Grade 4
- Grade 5
- Grade 6
- Grade 7
- Grade 8
- Grade 9

33 x 22.5 x 23	33 x 24.5 x 23	33 x 22.5 x 23	33 x 24.5 x 23	Chair (H x W x D)
16.5 lbs	18 lbs	18.5 lbs	20 lbs	Chair Weight
18.5	18.5	18.5	18.5	Seat Width
18.5	18.5	18.5	18.5	Seat Height
18.5	18.5	18.5	18.5	Seat Depth
18.5	18.5	18.5	18.5	Back Width
15	15	15	15	Back Height
N/A	24.5	N/A	24.5	Arm Width
0.75 yd	0.75 yd	1.25 yd	1.25 yd	COM Yardage
29 x 27 x 39	29 x 27 x 39	29 x 27 x 39	29 x 27 x 39	Shipping Box (L x W x H)
26.5 lbs	28 lbs	28.5 lbs	30 lbs	Shipping Weight
FA	FA	FA	FA	Shipping Method

All measurements are nominal and shown in inches for base model numbers.

Active/Guest

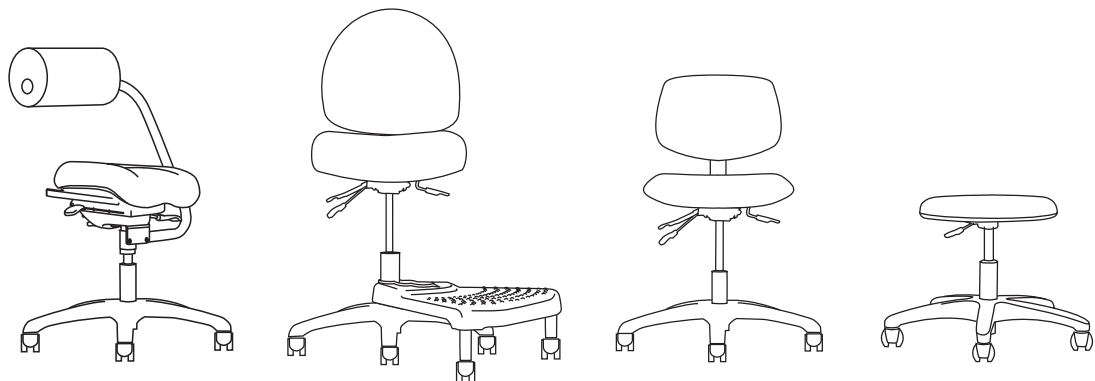
Step 2 — Add option codes after model number FAC160 - __ - __

General		Frame Color	
C6	Casters <i>Set of 4</i>	\$33	201T Cream \$132
			202T Designer Beige \$132
CBL005	Ganging Device <i>2 per set</i>	\$33	203T Grey \$132
			204T Jet Black \$132
			200T Sky White \$132
			303 Brass \$154
			301 Champagne \$154
			302 Platinum \$154

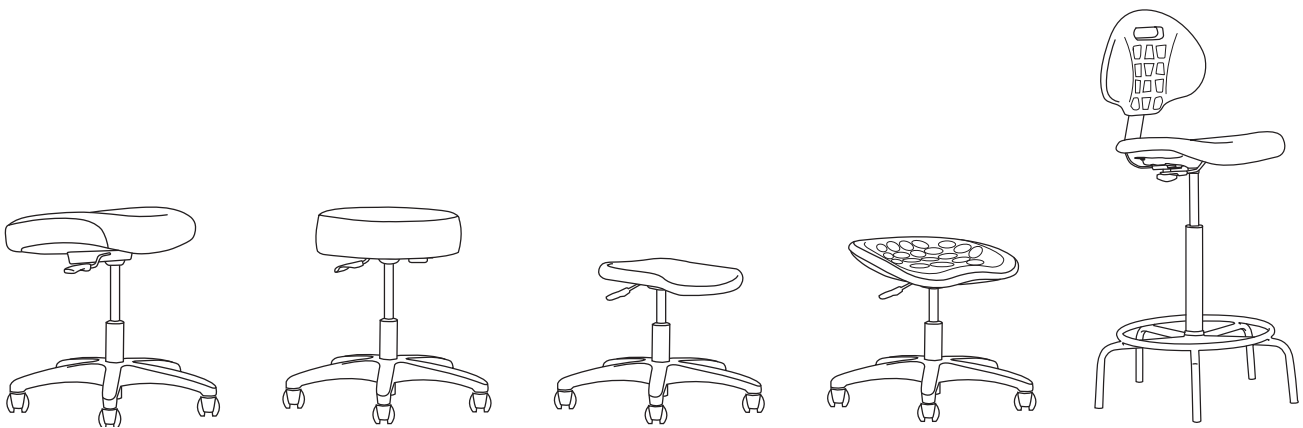
INDUSTRIAL/HEALTHCARE SEATING

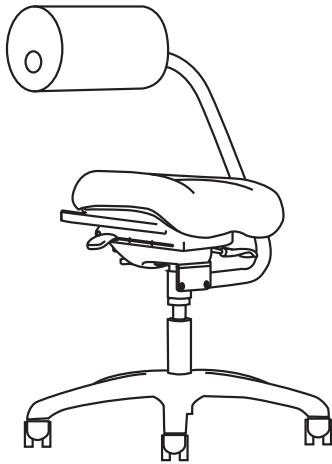
Neutral Posture's industrial seating is designed for mobility and support during the busy workday. The industrial chairs were designed with a different mindset than most chairs because they serve such different and unique purposes. Industrial seating is designed to support some of the hardest workers out there. From the dental assistant on the Geo to the car mechanic on the Stratus Urethane, the Industrial seating plays an imperative role in the backbone of

almost every company. With an indefinite number of customization options in industrial seating, you can build and design the perfect industrial chair that will support you and work just as hard as you do. From the urethane seats that are stain resistant and can be used in the roughest environments to the upholstered Adapta Stool for more long term use, NP's industrial seating has everything you need to be supported and productive in your work.



INDUSTRIAL/HEALTHCARE SEATING





ABC1633

FEATURES

- ESD & Cleanroom options available
- Adjustable seat height, depth, angle & tension
- Adjustable AbRest™ height
- 4-way AbRest™ rotation
- AbRest™ swivel/pivot

STANDARD FEATURES

- Black Arm
- Hard Floor Casters
- 26" Black Base
- 5" Cylinder

Step 1 — Model Number

Series Code	Select a Back	Select a Seat	Arm	Mech
ABC AbChair	2 Upholstered AbRest	3 Medium Seat 5 Urethane Seat 6 Medium Seat, <i>Moderate Contour</i>	3 Black Arm	3 Tilt <i>w/Seat Slider</i>
ABC	2	3	3	3



ABC2333	ABC2533	ABC2633
\$1,223	\$1,257	\$1,346
\$1,283	\$1,317	\$1,406
\$1,343	\$1,377	\$1,466
\$1,413	\$1,447	\$1,536
\$1,483	\$1,517	\$1,606
\$1,563	\$1,597	\$1,686
\$1,643	\$1,677	\$1,766
\$1,733	\$1,767	\$1,856
\$1,823	\$1,857	\$1,946

- Grade 1**
- Grade 2**
- Grade 3**
- Grade 4**
- Grade 5**
- Grade 6**
- Grade 7**
- Grade 8**
- Grade 9**

37 x 28 x 28	37 x 28 x 28	37 x 28 x 28	Chair (H x W x D)
45 lbs	49 lbs	47 lbs	Chair Weight
22	19	23	Seat Width
21 – 26	20 – 25	22 – 27	Seat Height
17 – 19.75	16 – 18.75	18 – 20.75	Seat Depth
R1° – F16°	R1° – F16°	R1° – F16°	Seat Angle
26	26	26	Base Diameter
2 yd	1 yd	2 yd	COM Yardage
36 x 26 x 19	36 x 26 x 19	36 x 26 x 19	Shipping Box (L x W x H)
55 lbs	59 lbs	57 lbs	Shipping Weight
FA	FA	FA	Shipping Method

All measurements are nominal and shown in inches for base model numbers. Specs may differ for stools.

Step 2 — Add option codes after model number ABC2333 - ___ - ___

General		Bases	
E	ESD*	B9	28" Chrome
	\$319	B22	22" Black
			\$0
Casters/Glides		Chair Cylinder	
C2	Glides	L3	5" Cylinder
	\$27	L14	10" Dual Stage
C3	Occupied Braking		\$0
	\$203		\$60
C4	Unoccupied Braking		
	\$66		

Stool Options

Stool Cylinder		
L4	8" Cylinder	\$60

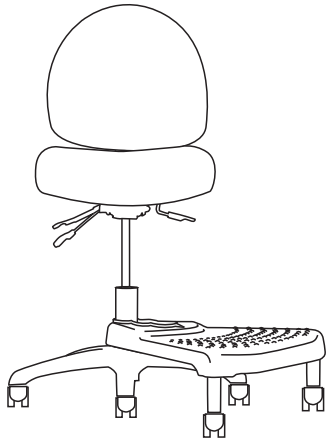
Footrings for stool cylinders only		
R1	18" Black Plastic	\$66
R2	20" Chrome	\$88

NeXtep® for stool cylinders only		
R8	8" w/Casters	\$203
R10	10" w/Casters	\$203
R18	8"/10" w/Casters	\$324
RW8	Wide 8" w/Casters	\$324
RW10	Wide 10" w/Casters	\$324

Also available w/glides.

For additional stool options see page 110.

Adapta™ Stool



ADS5658-R8

FEATURES







- Upholstered seat & back
- Generous foam for optimal comfort
- ESD & Cleanroom options available
- Optional NeXtep® platform with depth adjustments

STANDARD FEATURES

- No Arms
- Hard Floor Casters
- 26" Black Base
- 8" Cylinder

Step 1 — Model Number

Series Code	Back	Select a Seat	Select an Arm	Select a Mech
ADS Adapta	5 Mid Back	6 Medium Seat 7 Large Seat	0 4" Adjustable \$138 1 4" Adjustable w/Pivot \$165 2 Lateral Sliding \$154 3 3" Adjustable \$83 4 Swing \$325 5 No Arms \$0 6 C Loop \$83 7 Chrome Loop \$83 9 5-way Adjustable \$165	1 Basic 8 Standard 9 Deluxe-tilt
ADS	5	6	3	8

Basic		Standard		Deluxe-tilt	
					
ADS5651	ADS5751	ADS5658	ADS5758	ADS5659	ADS5759
\$919	\$975	\$942	\$998	\$964	\$1,020
\$979	\$1,035	\$1,002	\$1,058	\$1,024	\$1,080
\$1,039	\$1,095	\$1,062	\$1,118	\$1,084	\$1,140
\$1,109	\$1,165	\$1,132	\$1,188	\$1,154	\$1,210
\$1,179	\$1,235	\$1,202	\$1,258	\$1,224	\$1,280
\$1,259	\$1,315	\$1,282	\$1,338	\$1,304	\$1,360
\$1,339	\$1,395	\$1,362	\$1,418	\$1,384	\$1,440
\$1,429	\$1,485	\$1,452	\$1,508	\$1,474	\$1,530
\$1,519	\$1,575	\$1,542	\$1,598	\$1,564	\$1,620
42 x 26 x 26	42 x 26 x 26	43 x 26 x 26	43 x 26 x 26	43 x 26 x 26	43 x 26 x 26
32 lbs	32 lbs	40.5 lbs	40.5 lbs	40.5 lbs	40.5 lbs
19.5	22	19.5	22	19.5	22
21.5 – 29.5	21.5 – 29.5	22.5 – 30.5	22.5 – 30.5	22.5 – 30.5	22.5 – 30.5
14.5 – 16	14.5 – 16	15 – 17.5	15 – 17.5	15 – 17.5	15 – 17.5
R4°	R4°	R3°	R3°	R4°	R4°
19.5	19.5	19.5	19.5	19.5	19.5
20.5	20.5	21 – 23.5	21 – 23.5	21 – 23.5	21 – 23.5
100°	100°	97° – 105°	97° – 105°	97° – 105°	97° – 105°
2.75	2.75	2.75	2.75	2.75	2.75
26	26	26	26	26	26
2 yd	2 yd	2 yd	2 yd	2 yd	2 yd
36 x 26 x 19	36 x 26 x 19	36 x 26 x 19	36 x 26 x 19	36 x 26 x 19	36 x 26 x 19
42 lbs	42 lbs	50.5 lbs	50.5 lbs	50.5 lbs	50.5 lbs
KD	KD	KD	KD	KD	KD

- Grade 1**
- Grade 2**
- Grade 3**
- Grade 4**
- Grade 5**
- Grade 6**
- Grade 7**
- Grade 8**
- Grade 9**

- Chair (H x W x D)
- Chair Weight
- Seat Width
- Seat Height
- Seat Depth
- Seat Angle
- Back Width
- Back Height
- Back Angle
- Lumbar Range
- Base Diameter
- COM Yardage
- Shipping Box (L x W x H)
- Shipping Weight
- Shipping Method

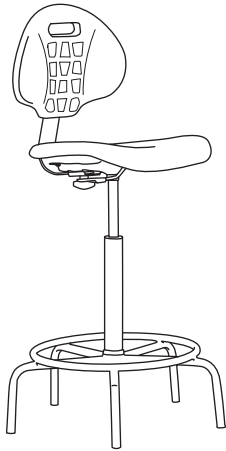
All measurements are nominal and shown in inches for base model numbers.

Step 2 — Add option codes after model number ADS5638 - __ - __

General		Casters/Glides		Bases		Stool Options	
CR Cleanroom to Class 100	\$132	C2 Glides	\$27	B3 26" Spider Ring w/Glides	\$154	Stool Cylinders	
E ESD*	\$319	C3 Occupied Braking	\$203	<i>Special shipping required</i>		L4 8" Cylinder	\$0
F Fring® Footrest	\$55	C4 Unoccupied Braking	\$66	B6 26" Polished Aluminum	\$154	L5 10" Cylinder	\$0
<i>Only available on (B0) base</i>		C5 Single Wheel Industrial	\$66	B9 28" Chrome	\$176	L7 7" Cylinder	\$0
J Upholstered Arm Pad	\$72	<i>Hard floor</i>		B12 28" Black	\$121	Footrings for stool cylinders only	
<i>Only available on (2) arm</i>				B20 25" Spider Ring w/Glides	\$159	R1 18" Black Plastic	\$66
				<i>Special shipping required</i>		R2 20" Chrome	\$88
				Chair Cylinders		NeXtep® for stool cylinders only	
				L1 3" Cylinder	\$0	R8 8" w/Casters	\$203
				L3 5" Cylinder	\$0	R10 10" w/Casters	\$203
				L13 7" Dual Stage	\$60	R18 8"/10" w/Casters	\$324
				L14 10" Dual Stage	\$60	RW8 Wide 8" w/Casters	\$324
						RW10 Wide 10" w/Casters	\$324
						<i>Also available w/glides.</i>	

For additional stool options see page 110.

*Contact Customer Service – customerservice@neutralposture.com



NCUGG1-L5-B20

FEATURES


- 3 active adjustments
- Concave, low back
- Contoured, waterfall seat
- Textured urethane seat & back
- Wide variety of stool packages
- Urethane is resilient to harsh environments
- Cleanroom option available

STANDARD FEATURES

- No Arms
- Hard Floor Casters
- 26" Black Base
- 5" Cylinder
- Cleanroom to Class 100

Industrial/Healthcare

Step 1 — Model Number

Series Code	Back	Seat	Mech
NCU Geo	G Geo Urethane Back	G Geo Urethane Seat	1 Basic 
NCU	G	G	1



NCUGG1

\$403

Urethane

38 x 26 x 26	Chair (H x W x D)
22 lbs	Chair Weight
18	Seat Width
15.5 – 20.5	Seat Height
16.5 – 19	Seat Depth
R 9°	Seat Angle
16.25	Back Width
14.5 – 18	Back Height
95° – 100°	Back Angle
N/A	Lumbar Range
26	Base Diameter
30.25 x 26 x 24	Shipping Box (L x W x H)
32 lbs	Shipping Weight
KD	Shipping Method

All measurements are nominal and shown in inches for base model numbers. Specs may differ for stools.

Step 2 — Add option codes after model number NCUGG1 - __ - __

Stool Options

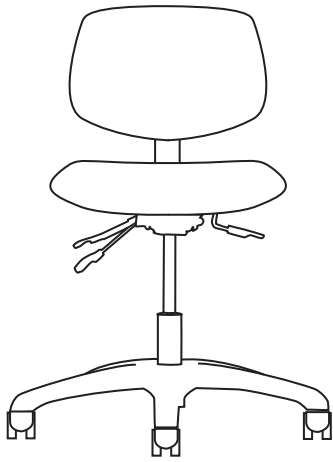
General		Bases		Chair Cylinders		Stool Cylinders		
F	Fring® Footrest <i>Only available on (B0) base</i>	\$55	B3	26" Spider Ring w/Glides <i>Special shipping required</i>	\$154	L1	3" Cylinder	\$0
			B6	26" Polished Aluminum	\$154	L3	5" Cylinder	\$0
			B9	28" Chrome	\$176	L13	7" Dual Stage	\$60
			B12	28" Black	\$121	L14	10" Dual Stage	\$60
			B20	25" Spider Ring w/Glides <i>Special shipping required</i>	\$159			
Casters/Glides								
C2	Glides	\$27						
C3	Occupied Braking	\$203						
C4	Unoccupied Braking	\$66						

Footrings for stool cylinders only	
R1	18" Black Plastic \$66
R2	20" Chrome \$88

NeXtep® for stool cylinders only	
R8	8" w/Casters \$203
R10	10" w/Casters \$203
R18	8"/10" w/Casters \$324
RW8	Wide 8" w/Casters \$324
RW10	Wide 10" w/Casters \$324

Also available w/glides.

For additional stool options see page 110.



NCU552




FEATURES


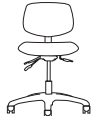
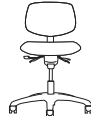
- Passive weight dispersion design
- Urethane is resilient to harsh environments
- Wide variety of stool options
- Cleanroom option available

STANDARD FEATURES

- No Arms
- Hard Floor Casters
- 26" Black Base
- 5" Cylinder
- Cleanroom to Class 100

Step 1 — Model Number

Series Code		Back	Seat	Select a Mech
NCU	Graphite	5 Flat Urethane Back	5 Flat Urethane Seat	1 Basic  2 Standard  3 Deluxe-tilt 
NCU		5	5	2

Basic	Standard	Deluxe-tilt
		
NCU551	NCU552	NCU553
\$526	\$595	\$628

Urethane

	Basic	Standard	Deluxe-tilt	
	33.5 x 26 x 26	31.5 x 26 x 26	31.5 x 26 x 26	Chair (H x W x D)
	41 lbs	41 lbs	41 lbs	Chair Weight
	19	19	19	Seat Width
	14.25 – 19.25	14 – 19	14 – 19	Seat Height
	17.5 – 20	18	18	Seat Depth
	R5°	R5°	F7° – R4°	Seat Angle
	17	17	17	Back Width
	16.25	14.5 – 18.5	14.5 – 18.5	Back Height
	103°	90° – 120°	105° – 136°	Back Angle
	16 – 20	16 – 20	16 – 20	Lumbar Range
	26	26	26	Base Diameter
	28 x 26 x 24	28 x 26 x 24	28 x 26 x 24	Shipping Box (L x W x H)
	51 lbs	51 lbs	51 lbs	Shipping Weight
	KD	KD	KD	Shipping Method

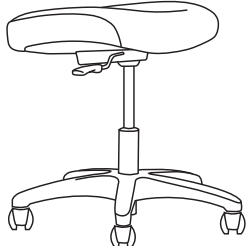
All measurements are nominal and shown in inches for base model numbers. Specs may differ for stools.

Step 2 — Add option codes after model number NCU552 - ___ - ___

Stool Options

General		Casters/Glides		Bases		Stool Cylinders			
F	Fring® Footrest <i>Only available on (B0) base</i>	\$55	C2	Glides	\$27	L4	8" Cylinder	\$60	
HD	Heavy Duty <i>Only available on (1) mech</i>	\$110	C3	Occupied Braking	\$203	L5	10" Cylinder	\$60	
			C4	Unoccupied Braking	\$66	L7	7" Cylinder	\$60	
Arms				B3	26" Spider Ring w/Glides <i>Special shipping required</i>	\$154	Footrings for stool cylinders only		
A0	4" Adjustable	\$154		B6	26" Polished Aluminum	\$154	R1	18" Black Plastic	\$66
A2	T Arms	\$99		B9	28" Chrome	\$176	R2	20" Chrome	\$88
A3	3" Adjustable	\$99		B12	28" Black	\$121	NeXtep® for stool cylinders only		
A6	4" Adjustable Extended Height	\$209		B20	25" Spider Ring w/Glides <i>Special shipping required</i>	\$159	R8	8" w/Casters	\$203
				Chair Cylinders			R10	10" w/Casters	\$203
				L1	3" Cylinder	\$0	R18	8"/10" w/Casters	\$324
				L13	7" Dual Stage	\$60	RW8	Wide 8" w/Casters	\$324
				L14	10" Dual Stage	\$60	RW10	Wide 10" w/Casters	\$324
							Also available w/glides.		
							For additional stool options see page 110.		

Stratus™ Upholstered



NBF064



NBF074

FEATURES

- ESD & Cleanroom options available
- Passive weight dispersion design
- Generous foam for optimal comfort





STANDARD FEATURES

- Hard Floor Casters
- 22" Black Base
- 5" Cylinder

Industrial/Healthcare

Step 1 — Model Number

Series Code	Back	Select a Seat	Select a Mech
NBF Stratus Upholstered	0 Backless	6 Medium Seat 7 Round Seat	4 Basic 5 Ring 6 Tilt
NBF	0	6	6

Basic		Ring	Tilt
			
NBF064	NBF074	NBF075	NBF066
\$347	\$291	\$325	\$459
\$377	\$321	\$355	\$489
\$407	\$351	\$385	\$519
\$447	\$391	\$425	\$559
\$487	\$431	\$465	\$599
\$537	\$481	\$515	\$649
\$587	\$531	\$565	\$699
\$647	\$591	\$625	\$759
\$707	\$651	\$685	\$819
17 x 22 x 22	16 x 22 x 22	16 x 22 x 22	19 x 22 x 22
16.5 lbs	14 lbs	14 lbs	23.5 lbs
19.5	16	16	19.5
14.5 – 19.5	16 – 21	16 – 21	15.75 – 20.75
18.5	16	16	18.5
F4.4°	N/A	N/A	F4.7° – R21.3°
22	22	22	22
1 yd	1 yd	1 yd	1 yd
28 x 26 x 24	25 x 25 x 11	25 x 25 x 11	28 x 26 x 24
26.5 lbs	24 lbs	24 lbs	33.5 lbs
KD	KD	KD	KD

- Grade 1**
- Grade 2**
- Grade 3**
- Grade 4**
- Grade 5**
- Grade 6**
- Grade 7**
- Grade 8**
- Grade 9**

- Chair (H x W x D)
- Chair Weight
- Seat Width
- Seat Height
- Seat Depth
- Seat Angle
- Base Diameter
- COM Yardage
- Shipping Box (L x W x H)
- Shipping Weight
- Shipping Method

All measurements are nominal and shown in inches for base model numbers. Specs may differ for stools.

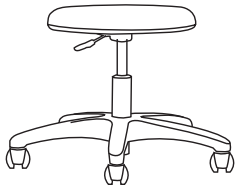
Step 2 — Add option codes after model number NBF066 - __ - __

General		Bases		Connexion® Arm		Stool Options		
CR	Cleanroom to Class 100	\$132	B3	26" Spider Ring w/Glides	\$154	Z1	Connexion Arm	\$385
E	ESD*	\$319		<i>Special shipping required</i>			<i>Only available on (7) seat</i>	
F	Fring® Footrest	\$55	B6	26" Polished Aluminum	\$154	Connexion® Arm Attachments		
	<i>Only available on (B0) base</i>		B9	28" Chrome	\$176	A1	Tablet Holder	\$163
Casters/Glides			B12	28" Black	\$121		<i>Requires (Z1) Connexion Arm</i>	
C2	Glides	\$27	B20	25" Spider Ring w/Glides	\$159	Stool Cylinders		
C3	Occupied Braking	\$203		<i>Special shipping required</i>		L4	8" Cylinder	\$60
C4	Unoccupied Braking	\$66	B22	22" Black	\$0	L5	10" Cylinder	\$60
C5	Single Wheel Industrial	\$66	Chair Cylinders			L7	7" Cylinder	\$60
	<i>Hard floor</i>		L1	3" Cylinder	\$0	Footrings for stool cylinders only		
			L3	5" Cylinder	\$0	R1	18" Black Plastic	\$66
			L14	10" Dual Stage	\$60	R2	20" Chrome	\$88
						NeXtep® for stool cylinders only		
						R8	8" w/Casters	\$203
						R10	10" w/Casters	\$203
						R18	8"/10" w/Casters	\$324
						RW8	Wide 8" w/Casters	\$324
						RW10	Wide 10" w/Casters	\$324
						<i>Also available w/glides.</i>		

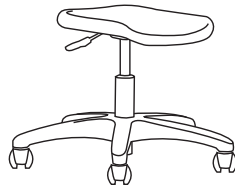
For additional stool options see page 110.

*Contact Customer Service – customerservice@neutralposture.com

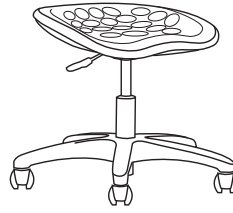
Stratus™ Urethane



NBU044



NBU054



NBU084

FEATURES

- Passive weight dispersion design
- Urethane is resilient to harsh environments
- Cleanroom option available

STANDARD FEATURES

- 5" Cylinder
- 22" Black Base
- Hard Floor Casters
- Cleanroom to Class 100

Industrial/Healthcare

Step 1 — Model Number







Series Code	Back	Select a Seat	Select a Mech
NBU Stratus Urethane	0 Backless	4 Round Seat 5 Flat Seat 8 Tractor Seat	4 Basic 5 Ring 6 Tilt
NBU	0	5	6

Basic

Ring

Tilt

Stratus™ Urethane

Basic		Ring		Tilt	
					
NBU044	NBU054	NBU084	NBU045	NBU056	NBU086
\$224	\$358	\$392	\$258	\$470	\$504
13.5 × 22 × 22	14.5 × 22 × 22	13.5 × 22 × 22	13.5 × 22 × 22	15 × 22 × 22	13.25 × 22 × 22
17 lbs	28 lbs	22 lbs	17 lbs	28 lbs	22 lbs
14	19	19	14	19	19
13.5 – 18.5	14.5 – 19.5	13.5 – 18.5	13.5 – 18.5	15 – 20	13.25 – 18.25
14	18	13.5	14	18	13.5
R0°	R7°	R2.5°	R0°	F2° – R14°	F2.5° – R10°
22	22	22	22	22	22
N/A	N/A	N/A	N/A	N/A	N/A
25 × 25 × 11	25 × 25 × 11	25 × 25 × 11	25 × 25 × 11	25 × 25 × 11	25 × 25 × 11
27 lbs	38 lbs	32 lbs	27 lbs	38 lbs	32 lbs
KD	KD	KD	KD	KD	KD

Urethane

Chair (H x W x D)

Chair Weight

Seat Width

Seat Height

Seat Depth

Seat Angle

Base Diameter

COM Yardage

Shipping Box (L x W x H)

Shipping Weight

Shipping Method

All measurements are nominal and shown in inches for base model numbers.
Specs may differ for stools.

Step 2 — Add option codes after model number NBU056 - __ - __

Stool Options

General		Casters/Glides		Bases		Stool Cylinders					
F	Fring® Footrest <i>Only available on (B0) base</i>	\$55	C2	Glides	\$27	B3	26" Spider Ring w/Glides <i>Special shipping required</i>	\$154	L4	8" Cylinder	\$60
			C3	Occupied Braking	\$203	B6	26" Polished Aluminum	\$154	L5	10" Cylinder	\$60
			C4	Unoccupied Braking	\$66	B9	28" Chrome	\$176	L7	7" Cylinder	\$60
			C5	Single Wheel Industrial <i>Hard floor</i>	\$66	B12	28" Black	\$121	Footrings for stool cylinders only		
						B20	25" Spider Ring w/Glides <i>Special shipping required</i>	\$159	R1	18" Black Plastic	\$66
						B22	22" Black	\$0	R2	20" Chrome	\$88
						Chair Cylinders			NeXtep® for stool cylinders only		
						L1	3" Cylinder	\$0	R8	8" w/Casters	\$203
						L3	5" Cylinder	\$0	R10	10" w/Casters	\$203
						L14	10" Dual Stage <i>Not available on (6) tilt mech</i>	\$60	R18	8"/10" w/Casters	\$324
									RW8	Wide 8" w/Casters	\$324
									RW10	Wide 10" w/Casters	\$324

Also available w/glides.

For additional stool options see page 110.

NEXTEP®

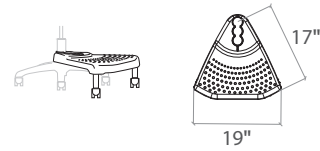
- Adjustable depth (13", 15" & 17") from cylinder
Not available on Wide NeXtep
- Wide platform for comfortable & ergonomic positioning of the feet & leg support
- Strong, stable step for entering & exiting the stool
- Casters lock when weight is applied
- Supports up to 400 lbs

Only available on Neutral Posture stools

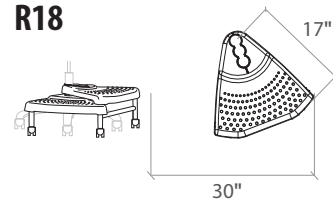
		w/Glides		w/Locking Casters
8"	R7	\$148	R8	\$203
10"	R9	\$148	R10	\$203
12"	R11	\$148	R12	\$203
8"/10" Combo	R17	\$258	R18	\$324
10"/12" Combo	R21	\$258	R22	\$324
Wide 8"	RW7	\$258	RW8	\$324
Wide 10"	RW9	\$258	RW10	\$324

The NeXtep should only be used on stools that meet the current BIFMA tip test standards.

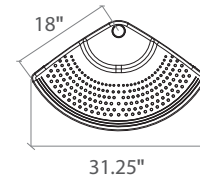
R8



R18



RW10

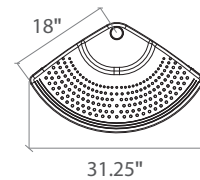
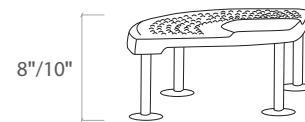


N-POSITION™

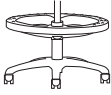
- Wide platform for comfortable & ergonomic positioning of the feet & leg support
- Top surface provides extra raised surface area to support legs while sitting
- Supports up to 400 lbs

F8 (8" Platform) \$434

F10 (10" Platform) \$434

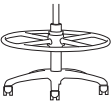


FOOTRINGS



- 18" BLACK PLASTIC**
- Flat textured surface
 - Height adjustable
 - Pressure fit

R1 \$66



- 20" CHROME**
- Height adjustable
 - Twist/spin tightening

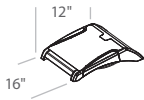
R2 \$88



- FRING® W/BASE**
- Aids shorter workers with a slightly higher "floor"
 - Raised massage bumps provide a gentle rub to shoeless feet

FRF \$192

FOOTRESTS



- ADJUSTABLE**
- Easy adjustment, folding support legs provide platform
 - Tilt angles of 6°, 12°, 16° & 25°
 - Provides support for workers under 5th percentile
 - Footrest surface covered by anti-fatigue rubber mat

FR16 \$192

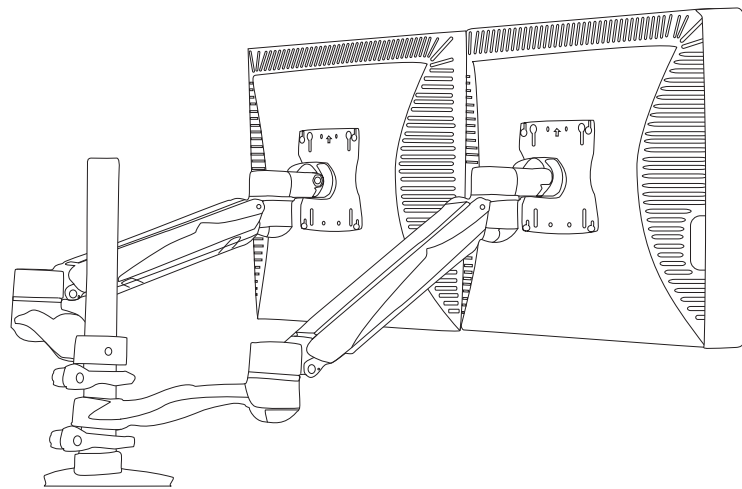
WORKPLACE ACCESSORIES

Neutral Posture is proud to offer the complete package for commercial office furniture. Workplace accessories round out our offering and allow users to truly customize their space to be as comfortable and as ergonomic as possible.

CUSTOMIZE YOUR SPACE WITH:


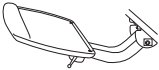


- Keyboard mechanisms
- Keyboard trays
- Monitor arms
- Footrests
- Tablet holders
- CPU holders
- Forearm supports
- Patented ergonomic products

WORKPLACE ACCESSORIES

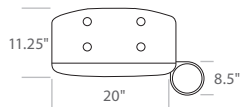


Keyboard Trays & Arms

KEYBOARD ARMS

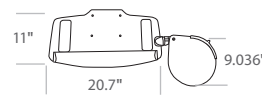
	 Leverless	 Sit/Stand	 Econo	 Dual Indicator <i>HFES compliant</i>
Code	A	C	E	U
Leverless Height	✓	✓	N/A	N/A
Height	-6" – 2.5"	-6" – 8"	-5.25" – 0"	-6.5" – 2.38"
Tilt	-15° – 0°	-15° – 0°	-15° – 15°	-20° – 10°
Spring Assist	✓	✓	✓	✓
360° Rear Swivel	✓	✓	✓	✓
Track Length	23"	21"	18"	19"
(OPTIONAL) Short Track	18"	18"	N/A	N/A
Glide Track	✓	✓	✓	✓
Quick Ship	QS	QS	QS	
List	\$231	\$253	\$176	\$269

KEYBOARD TRAYS



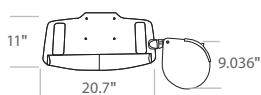
- 11**
- Straights, corners & natural keyboards
 - Anti-skid neoprene pads hold keyboard securely in place

List \$170



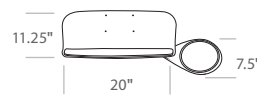
- 52**
- Straight
 - 20" "green" tray
 - Height adjustable tilt & swivel mouse
 - Gel filled palm rest

List \$357



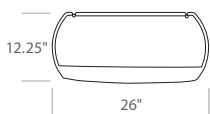
- 21**
- Straight
 - 20" phenolic tray
 - Height adjustable tilt & swivel mouse
 - Gel filled palm rest

List \$357



- 86 — ELEMENTAL®**
- Straights, corners and natural keyboards
 - Made from 100% recycled aluminum
 - Polished surface

List \$324



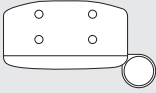
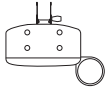
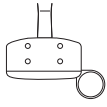
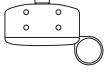
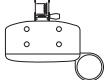
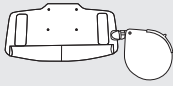
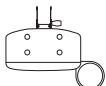
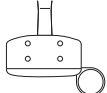
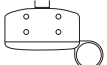
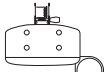

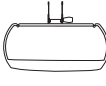
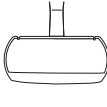
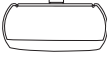

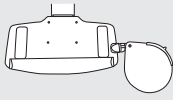
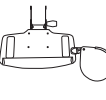
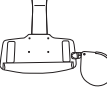
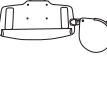
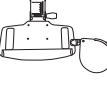
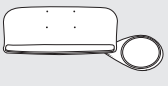
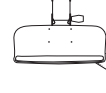
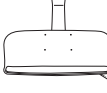
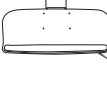
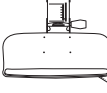
- 43 — SOFTOUCH™**
- Straight
 - Urethane over steel plate
 - Includes mouse surface

List \$253



EASY COMBOS

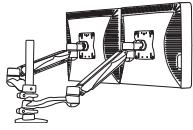
Keyboard Arms

Keyboard Trays	Keyboard Arms			
	Leverless (A)	Sit/Stand (C)	Econo (E)	Dual Indicator (U)
 <p>11</p>	 <p>Easy A11 \$401</p>	 <p>Easy C11 \$423</p>	 <p>Easy E11 \$346</p>	 <p>Easy U11 \$440</p>
 <p>21</p>	 <p>Easy A21 \$588</p>	 <p>Easy C21 \$610</p>	 <p>Easy E21 \$533</p>	 <p>Easy U21 \$627</p>
 <p>43 - SofTouch™</p>	 <p>Easy A43 \$484</p>	 <p>Easy C43 \$506</p>	 <p>Easy E43 \$429</p>	 <p>Easy U43 \$522</p>
 <p>52</p>	 <p>Easy A52 \$588</p>	 <p>Easy C52 \$610</p>	 <p>Easy E52 \$533</p>	 <p>Easy U52 \$627</p>
 <p>86 - elementAI®</p>	 <p>Easy A86 \$555</p>	 <p>Easy C86 \$577</p>	 <p>Easy E86 \$500</p>	 <p>Easy U86 \$594</p>

General

5 **Short Track - 18"** \$0
Only available on (A) or (C) arm

Monitor Arms



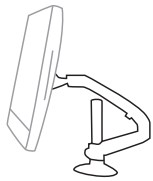
MONITOR ARMS

BOOST™

- Yields 13" of vertical movement & 24" of extension
- Supports monitors weighing up to 20 lbs
- Effortlessly position two monitors at the same height on a single post
- Easily attach two arms on a single post without additional brackets
- Install three or more arms with an optional cross bar
- Convenient keyhole slots to effortlessly install monitor onto mounting plate

NOTE: For multi-screen solutions, contact customerservice@neutralposture.com

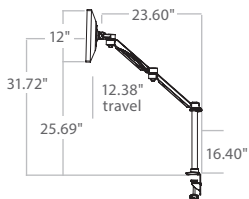
Model #	Description	List
Single Arm		
KCG-110B	Black	\$500
KCG-110S	Silver	\$500
Double Arm		
KCG-110DB	Black	\$988
KCG-110DS	Silver	\$988
Wall Mount		
KCG-WMB	Black	\$577
KCG-WMS	Silver	\$577



FREEDOM

- Includes vesa plate aluminum articulating arm & desk clamp base
- Tilt: Up 90°, Down 45°
- Pan: 180°
- Rotation: 360°
- Offers 14" of dynamic one-touch height adjustment
- Full extension range of 23.4"

Model #	Description	List
918001	Silver	\$544

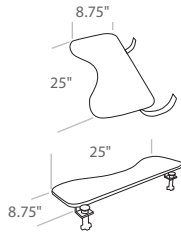


SIT/STAND

- Sturdy aluminum construction with vesa compatibility
- Width & depth adjustable fasteners
- Convenient pull handle

Model #	Description	List
KCG-SSB	Black	\$632
KCG-SSS	Silver	\$632

ACCESSORIES

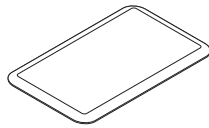


FOREARM SUPPORTS

- Alleviates shoulder, neck & body burden
- Promotes good posture & ergonomic sitting
- Reduces pressure on ulnar nerve
- Reduces upper body fatigue
- Lightweight & portable



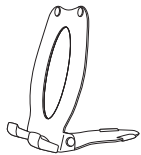
Model 1	Model 2	
160241 \$264	160243 \$264	w/Hooks
160242 \$264	160244 \$264	w/Screws



ANTI-FATIGUE FLOOR MATS

- Premium comfort will not bottom out or lose bounce over time
- Commercial-grade heavy-duty polyurethane
- Matte texture provides optimum traction
- Beveled edge reduces tripping potential
- Available in black

H	W	D	MODEL #	LIST
¾"	32"	20"	EAM3220B	\$313
¾"	48"	20"	EAM4820B	\$478
¾"	72"	20"	EAM7220B	\$712
¾"	36"	24"	EAM3624B	\$396
¾"	60"	36"	EAM6036B	\$910



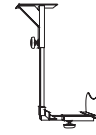
TABLET HOLDER

- Light weight & portable
- Dimensions: 6.76 x 5.5 x 2
- Holds tablets, phones or documents upright
- Easily adjusts for comfortable viewing angle
- Rests on desktop or flat surfaces
- Available in black only

Model #	List
TABHLDR	\$150

CPU HOLDERS

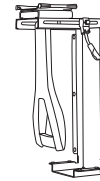
CPU HOLDER



- Mounts easily under worksurface storing CPU safely under desk & off the floor
- Adjusts to either a vertical or horizontal position
- Adjustable width of 5.5" – 9.8" & height of 15.5" – 20"

Model #	List
VCPUF	\$192

CPU HOLDER



- CPU retracts on a 17" track & swivels to allow full accessibility & easy storage
- Accommodates CPU weighing up to 75 lbs & measuring 64" in perimeter
- Installation is quick & easy
- Soft touch anti-slip pads prevent CPU from slipping

Model #	List
VCPU	\$214

Sit/Stand



STANDUP®

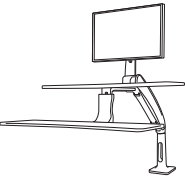
- Retrofits between most existing keyboard trays & keyboard arms
- Mounts directly to worksurface without keyboard arm
- Additional 2" – 11" of height adjustment
- Infinite range positioning
- \$50 discount when ordered with any Easy Combo

MODEL #

LIST

SUP04

\$462

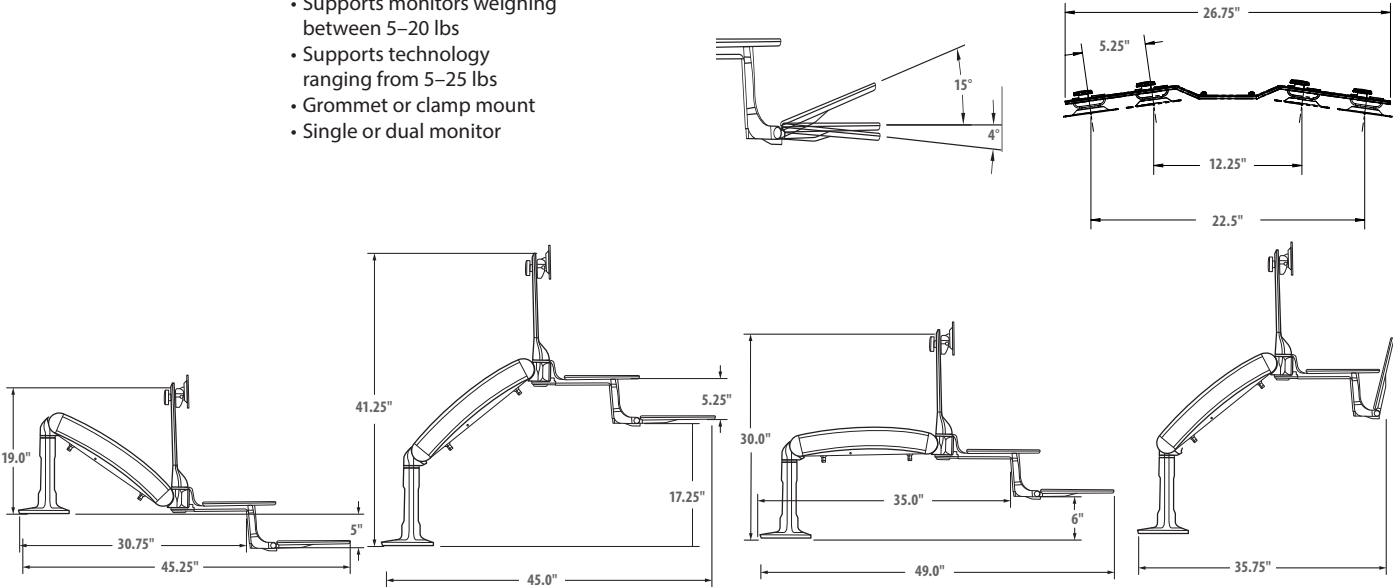


STANDUP® A1

- The integral dual tray system offers a spacious keyboard & mouse platform as well as a secondary surface for other items
- Extends forward to allow the keyboard tray to rest below the desk surface supporting proper ergonomic positioning
- Over 22" of assisted positioning
- Accommodates users ranging from 5th percentile seated female to 95th percentile standing male
- Supports monitors weighing between 5–20 lbs
- Supports technology ranging from 5–25 lbs
- Grommet or clamp mount
- Single or dual monitor

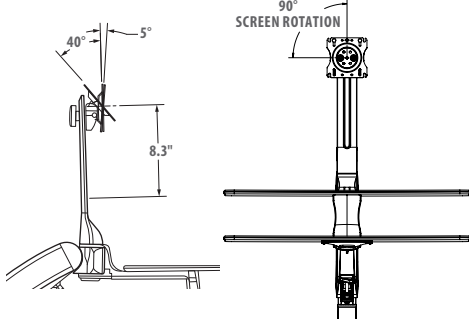
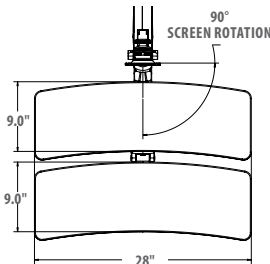
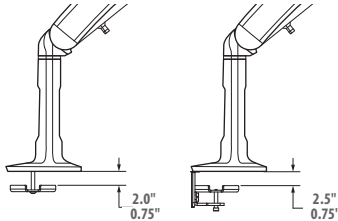
1 MONITOR	MECH	LIST
SUPA1B	Black	\$1,096
SUPA1S	Silver	\$1,096

2 MONITORS	MECH	LIST
SUPA2B	Black	\$1,305
SUPA2S	Silver	\$1,305



GROMMET MOUNT

CLAMP MOUNT



Workplace Accessories

All measurements are nominal and shown in inches.

Tables

General Info

Step 1 – Model

		Shape	D	W
TB	Table	R Round S Square RCT Rectangle OT Oval	34	69
TB		RCT	34	69

Step 2 – Surface Finish

Laminate	
PW-STK	Studio Teak
PW-STK	

Step 3 – Edge Finish

Edge Band	
EB-STK	Studio Teak
EB-STK	

Step 4 – Trim Finish

Paints	
301	Champagne
301	

FEATURES

BASE TYPES

- X Base
- Y Base w/ or w/o adjustable bar support
- Tapered Leg

BASE OPTIONS

- Bar height
- Flip top
- Casters

NOTE: Not all options are available on all bases.

WORKSURFACE TYPES

- Round
- Square
- Rectangular
- Oval

LEVELERS

Adjustable height levelers are included at no additional cost on all models.

Shank Length

X & Y bases — $\frac{3}{8}$ -16 x $\frac{3}{4}$ "
Tapered legs — $\frac{3}{8}$ -16 x 1 $\frac{3}{4}$ "

Leveler extensions can be ordered separately. Please contact Customer Service for information on ordering leveler extensions. Casters can be ordered in place of levelers for an upcharge on most standard height tables.

SAFETY

For safety and stability purposes, the caster and flip top options cannot be added to bar height tables or the following table models: TBR60, TBS48, TBS60, TBOT54120, TBOT60144.

CUSTOM TABLES

Custom size tables and custom height bases are available upon request, pending Engineering approval. Customization charges may apply. Contact Customer Service for additional information and pricing.

CONSTRUCTION

X BASE

X bases are made from cast aluminum with 2 $\frac{1}{4}$ " tubing OD x 13 gauge.

Y BASE

Y base is made from cast aluminum with 2 $\frac{1}{4}$ " steel tube.

X BASE MOUNTING PLATES

X base mounting plates are made of steel 4 gauge x 12" x 12" or 8" x 8".

Y BASE MOUNTING PLATES

Y base mounting plates are made from 0.187" x 6" x 8" fabricated steel.

WORKSURFACES

All worksurfaces are made with a core, high pressure laminate and edge band. All non-woodgrain edge bands are made of ABS material. All woodgrain edge bands are made of PVC material. The overall thickness is 1 $\frac{1}{8}$ ".

WORKSURFACE HEIGHTS

Standard	27 $\frac{3}{4}$ "
Bar Height	40 $\frac{3}{4}$ "

SURFACE MATERIALS

WORKSURFACE

- Laminate
- Edge band

X BASES

Paint

Y BASE

Paint

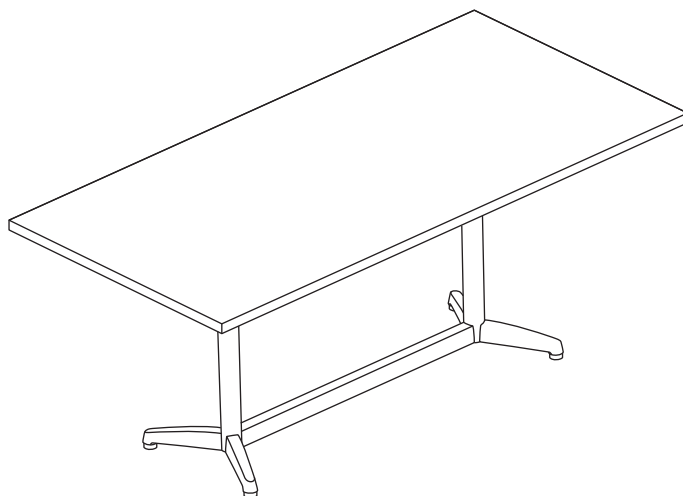
TAPERED LEGS

Paint

HEIGHT ADJUSTABLE BASE

Black or silver

TABLES



Tables

Occasional – Round



Round — w/X base

DESCRIPTION	H	W	D	MODEL #	LAMINATE			PAINT	
					L1	L2	L3	P2	P3
X base	29"	23 3/4"	23 3/4"	TBR24X	\$1,235	\$1,358	\$1,482	+ \$115	+ \$230
X base	29"	29 3/4"	29 3/4"	TBR30X	\$1,293	\$1,422	\$1,551	+ \$115	+ \$230
X base	29"	35 3/4"	35 3/4"	TBR36X	\$1,322	\$1,454	\$1,586	+ \$115	+ \$230
X base	29"	41 3/4"	41 3/4"	TBR42X	\$1,408	\$1,548	\$1,689	+ \$115	+ \$230
X base	29"	47 3/4"	47 3/4"	TBR48X	\$1,736	\$1,909	\$2,083	+ \$115	+ \$230
X base	29"	53 3/4"	53 3/4"	TBR54X	\$2,817	\$3,098	\$3,380	+ \$115	+ \$230



Round — w/Tapered legs

DESCRIPTION	H	W	D	MODEL #	L1	L2	L3	P2	P3
4 Tapered legs	29"	29 3/4"	29 3/4"	TBR30T	\$1,840	\$2,024	\$2,208	+ \$115	+ \$230
4 Tapered legs	29"	35 3/4"	35 3/4"	TBR36T	\$1,868	\$2,054	\$2,241	+ \$115	+ \$230
4 Tapered legs	29"	41 3/4"	41 3/4"	TBR42T	\$1,897	\$2,086	\$2,276	+ \$115	+ \$230
4 Tapered legs	29"	47 3/4"	47 3/4"	TBR48T	\$1,926	\$2,118	\$2,311	+ \$115	+ \$230



Round — w/Disc base

DESCRIPTION	H	W	D	MODEL #	L1	L2	L3	P2	P3
Disc base	29"	29 3/4"	29 3/4"	TBR30D	\$2,446	\$2,690	\$2,934	+ \$115	+ \$230
Disc base	29"	35 3/4"	35 3/4"	TBR36D	\$2,561	\$2,817	\$3,072	+ \$115	+ \$230

Round — w/TT base

DESCRIPTION	H	W	D	MODEL #	L1	L2	L3	P2	P3
TT base	29"	59 3/4"	59 3/4"	TBR60TT	\$2,932	\$3,225	\$3,518	+ \$115	+ \$230
TT base	29"	65 3/4"	65 3/4"	TBR66TT	\$2,990	\$3,289	\$3,588	+ \$115	+ \$230
TT base	29"	71 3/4"	71 3/4"	TBR72TT	\$3,047	\$3,351	\$3,656	+ \$115	+ \$230

Options for Round Tables

DESCRIPTION	OPTION CODE	X BASE	TAPERED LEGS	DISC BASE	TT BASE	UPCHARGE
Bar height	BH	•		•		+ \$115
Casters (set of 4)	C	•	•		•	+ \$115
Flip top	FT	•		•		+ \$230

Specify

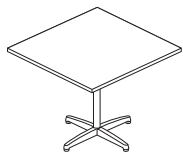
1. Model #
2. Options
3. Laminate
4. Edge band
5. Base paint

Grain Direction



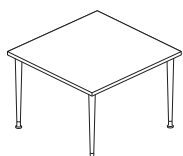
Shape		D	Base	
TB	Table	30	X	X base
	R		T	Tapered legs
	S		D	Disc base
	RCT		TT	TT base
	OT			
TB	R	30	X	

Pricing is for P1 paint base colors. Add the appropriate upcharge if using P2 or P3.



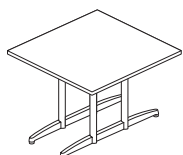
Square — w/X base

DESCRIPTION	H	W	D	MODEL #	LAMINATE			PAINT	
					L1	L2	L3	P2	P3
X base	29"	23 3/4"	23 3/4"	TBS24X	\$1,236	\$1,359	\$1,483	+ \$115	+ \$230
X base	29"	29 3/4"	29 3/4"	TBS30X	\$1,293	\$1,422	\$1,551	+ \$115	+ \$230
X base	29"	35 3/4"	35 3/4"	TBS36X	\$1,380	\$1,518	\$1,656	+ \$115	+ \$230
X base	29"	41 3/4"	41 3/4"	TBS42X	\$1,437	\$1,580	\$1,724	+ \$115	+ \$230
X base	29"	53 3/4"	53 3/4"	TBS54X	\$2,817	\$3,098	\$3,380	+ \$115	+ \$230



Square — w/Tapered legs

DESCRIPTION	H	W	D	MODEL #	L1	L2	L3	P2	P3
4 Tapered Legs	29"	29 3/4"	29 3/4"	TBS30T	\$1,840	\$2,024	\$2,208	+ \$115	+ \$230
4 Tapered Legs	29"	35 3/4"	35 3/4"	TBS36T	\$1,868	\$2,054	\$2,241	+ \$115	+ \$230
4 Tapered Legs	29"	41 3/4"	41 3/4"	TBS42T	\$1,880	\$2,068	\$2,256	+ \$115	+ \$230
4 Tapered Legs	29"	47 3/4"	47 3/4"	TBS48T	\$1,897	\$2,086	\$2,276	+ \$115	+ \$230



Square — w/TT base

DESCRIPTION	H	W	D	MODEL #	L1	L2	L3	P2	P3
TT base	29"	59 3/4"	59 3/4"	TBS60TT	\$2,932	\$3,225	\$3,518	+ \$115	+ \$230
TT base	29"	65 3/4"	65 3/4"	TBS66TT	\$2,990	\$3,289	\$3,588	+ \$115	+ \$230
TT base	29"	71 3/4"	71 3/4"	TBS72TT	\$3,047	\$3,351	\$3,656	+ \$115	+ \$230

Options for Square Tables

DESCRIPTION	OPTION CODE	X BASE	TAPERED LEGS	TT BASE	UPCHARGE
Bar height	BH	•			+ \$115
Casters (set of 4)	C	•	•	•	+ \$115
Flip top	FT	•			+ \$230

Specify

1. Model #
2. Options
3. Laminate
4. Edge band
5. Base paint

Grain Direction



		Shape	D	Base
TB	Table	R Round S Square RCT Rectangle OT Oval	30	X X base T Tapered legs TT TT Base
TB		S	30	X

Pricing is for P1 paint base colors. Add the appropriate upcharge if using P2 or P3.

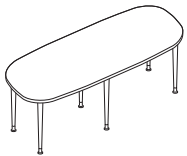
Tables

Conference – Oval



Oval — w/Y base

DESCRIPTION	H	W	D	MODEL #	LAMINATE			PAINT	
					L1	L2	L3	P2	P3
w/stretcher	29"	71 3/4"	35 3/4"	TBOT3672Y	\$3,668	\$4,034	\$4,401	+ \$230	+ \$345
w/stretcher	29"	95 3/4"	47"	TBOT4896Y	\$6,008	\$6,608	\$7,209	+ \$230	+ \$345
w/stretcher	29"	119 3/4"	47"	TBOT48120Y	\$7,354	\$8,089	\$8,824	+ \$230	+ \$345



Oval — w/Tapered legs

DESCRIPTION	H	W	D	MODEL #	L1	L2	L3	P2	P3
6 Tapered legs	29"	71 3/4"	35 3/4"	TBOT3672T	\$3,680	\$4,048	\$4,416	+ \$287	+ \$402
6 Tapered legs	29"	95 3/4"	47"	TBOT4896T	\$4,025	\$4,427	\$4,830	+ \$287	+ \$402
6 Tapered legs*	29"	119 3/4"	47"	TBOT48120T	\$4,427	\$4,869	\$5,312	+ \$287	+ \$402
6 Tapered legs*	29"	119 3/4"	53 3/4"	TBOT54120T	\$7,935	\$8,728	\$9,522	+ \$287	+ \$402
6 Tapered legs*	29"	143 3/4"	59 3/4"	TBOT60144T	\$8,625	\$9,487	\$10,350	+ \$287	+ \$402

* Includes a support rail

Options for Oval Tables

DESCRIPTION	OPTION CODE	Y BASE	TAPERED LEGS	UPCHARGE
Bar height	BH	•		+ \$345
Casters (set of 4)	C	•	•	+ \$115
Flip top	FT	•		+ \$345

Specify

1. Model #
2. Options
3. Laminate
4. Edge band
5. Base paint

Grain Direction



	Shape	D	W	Base
TB Table	R Round S Square RCT Rectangle OT Oval	34	69	Y Y base T Tapered legs
TB	OT	34	69	Y

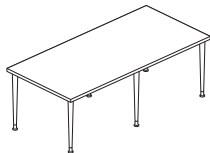
Pricing is for P1 paint base colors. Add the appropriate upcharge if using P2 or P3.



Rectangle — w/Y base

DESCRIPTION	H	W	D	MODEL #	LAMINATE			PAINT	
					L1	L2	L3	P2	P3
w/o stretcher	29"	47 3/4"	29 3/4"	TBRCT3048Y	\$1,627	\$1,789	\$1,952	+ \$230	+ \$345
w/stretcher	29"	53 3/4"	23 3/4"	TBRCT2454Y	\$1,581	\$1,739	\$1,897	+ \$230	+ \$345
w/stretcher	29"	59 3/4"	23 3/4"	TBRCT2460Y	\$1,926	\$2,118	\$2,311	+ \$230	+ \$345
w/stretcher	29"	58 1/2"	35 1/2"	TBRCT3660Y	\$2,340	\$2,574	\$2,808	+ \$230	+ \$345
w/stretcher	29"	59 3/4"	29 3/4"	TBRCT3060Y	\$1,983	\$2,181	\$2,379	+ \$230	+ \$345
w/stretcher	29"	65 3/4"	23 3/4"	TBRCT2466Y	\$2,185	\$2,403	\$2,622	+ \$230	+ \$345
w/stretcher*	29"	69 1/4"	34"	TBRCT3469Y	\$3,524	\$3,876	\$4,228	+ \$230	+ \$345
w/stretcher*	29"	71 3/4"	23 3/4"	TBRCT2472Y	\$2,242	\$2,466	\$2,690	+ \$230	+ \$345
w/stretcher*	29"	71 3/4"	29 3/4"	TBRCT3072Y	\$2,340	\$2,574	\$2,808	+ \$230	+ \$345
w/stretcher*	29"	71 3/4"	35 3/4"	TBRCT3672Y	\$2,777	\$3,054	\$3,332	+ \$230	+ \$345
w/stretcher*	29"	79 1/4"	34"	TBRCT3479Y	\$3,524	\$3,876	\$4,228	+ \$230	+ \$345
w/stretcher*	29"	83 3/4"	41 3/4"	TBRCT4284Y	\$3,766	\$4,142	\$4,519	+ \$230	+ \$345
w/stretcher*	29"	95 3/4"	47 3/4"	TBRCT4896Y	\$4,789	\$5,267	\$5,746	+ \$230	+ \$345

* Includes a support rail



Rectangle — w/Tapered legs

DESCRIPTION	H	W	D	MODEL #	L1	L2	L3	P2	P3
4 Tapered legs	29"	47 3/4"	29 3/4"	TBRCT3048T	\$2,185	\$2,403	\$2,622	+ \$287	+ \$402
4 Tapered legs	29"	58 1/2"	35 1/2"	TBRCT3660T	\$2,530	\$2,783	\$3,036	+ \$287	+ \$402
4 Tapered legs	29"	59 3/4"	29 3/4"	TBRCT3060T	\$2,415	\$2,656	\$2,898	+ \$287	+ \$402
6 Tapered legs	29"	69 1/4"	34"	TBRCT3469T	\$2,645	\$2,909	\$3,174	+ \$287	+ \$402
6 Tapered legs	29"	71 3/4"	29 3/4"	TBRCT3072T	\$2,415	\$2,656	\$2,898	+ \$287	+ \$402
6 Tapered legs	29"	71 3/4"	35 3/4"	TBRCT3672T	\$2,645	\$2,909	\$3,174	+ \$287	+ \$402
6 Tapered legs*	29"	79 1/4"	34"	TBRCT3479T	\$2,875	\$3,162	\$3,450	+ \$287	+ \$402
6 Tapered legs*	29"	83 3/4"	41 3/4"	TBRCT4284T	\$3,162	\$3,478	\$3,794	+ \$287	+ \$402
6 Tapered legs*	29"	95 3/4"	47 3/4"	TBRCT4896T	\$3,277	\$3,604	\$3,932	+ \$287	+ \$402

* Includes a support rail


Options for Rectangle Tables

DESCRIPTION	OPTION CODE	Y BASE	TAPERED LEGS	UPCHARGE
Bar height	BH	•		+ \$345
Casters (set of 4)	C	•	•	+ \$115
Flip top	FT	•		+ \$345

Specify

1. Model #
2. Options
3. Laminate
4. Edge band
5. Base paint

Grain Direction



TB	Table	Shape	D	W	Base
		R Round	34	69	Y Y base
		S Square			T Tapered legs
		RCT Rectangle			
		OT Oval			
TB		RCT	34	69	Y

Pricing is for P1 paint base colors. Add the appropriate upcharge if using P2 or P3.

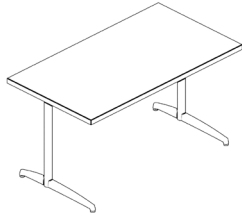
Desks

C-Legs and O-Legs



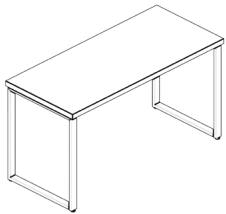
C-Legs – 24" D

H	W	D	MODEL #	SUPPORT RAIL	LAMINATE			PAINT	
					L1	L2	L3	P2	P3
29"	42"	24"	TBRCT2442C		\$1,262	\$1,308	\$1,354	+ \$80	+ \$155
29"	48"	24"	TBRCT2448C		\$1,261	\$1,333	\$1,381	+ \$80	+ \$155
29"	54"	24"	TBRCT2454C	•	\$1,405	\$1,480	\$1,532	+ \$80	+ \$155
29"	60"	24"	TBRCT2460C	•	\$1,468	\$1,550	\$1,608	+ \$80	+ \$155
29"	66"	24"	TBRCT2466C	•	\$1,526	\$1,613	\$1,677	+ \$80	+ \$155
29"	72"	24"	TBRCT2472C	•	\$1,537	\$1,625	\$1,690	+ \$80	+ \$155



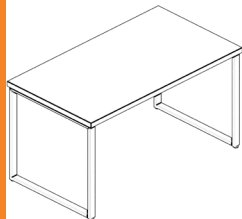
C-Legs – 30" D

H	W	D	MODEL #	SUPPORT RAIL	LAMINATE			PAINT	
					L1	L2	L3	P2	P3
29"	42"	30"	TBRCT3042C		\$1,406	\$1,460	\$1,515	+ \$85	+ \$170
29"	48"	30"	TBRCT3048C		\$1,423	\$1,479	\$1,535	+ \$85	+ \$170
29"	54"	30"	TBRCT3054C	•	\$1,625	\$1,690	\$1,756	+ \$85	+ \$170
29"	60"	30"	TBRCT3060C	•	\$1,677	\$1,747	\$1,818	+ \$85	+ \$170
29"	66"	30"	TBRCT3066C	•	\$1,723	\$1,798	\$1,873	+ \$85	+ \$170
29"	72"	30"	TBRCT3072C	•	\$1,763	\$1,842	\$1,921	+ \$85	+ \$170



O-Legs – 24" D

H	W	D	MODEL #	SUPPORT RAIL	LAMINATE			PAINT	
					L1	L2	L3	P2	P3
29"	42"	24"	TBRCT2442O		\$1,837	\$1,883	\$1,929	+ \$135	+ \$270
29"	48"	24"	TBRCT2448O		\$1,860	\$1,908	\$1,956	+ \$135	+ \$270
29"	54"	24"	TBRCT2454O	•	\$2,004	\$2,055	\$2,107	+ \$135	+ \$270
29"	60"	24"	TBRCT2460O	•	\$2,067	\$2,125	\$2,183	+ \$135	+ \$270
29"	66"	24"	TBRCT2466O	•	\$2,125	\$2,188	\$2,252	+ \$135	+ \$270
29"	72"	24"	TBRCT2472O	•	\$2,136	\$2,200	\$2,265	+ \$135	+ \$270



O-Legs – 30" D

H	W	D	MODEL #	SUPPORT RAIL	LAMINATE			PAINT	
					L1	L2	L3	P2	P3
29"	42"	30"	TBRCT3042O		\$1,946	\$2,000	\$2,055	+ \$140	+ \$275
29"	48"	30"	TBRCT3048O		\$1,939	\$2,019	\$2,075	+ \$140	+ \$275
29"	54"	30"	TBRCT3054O	•	\$2,141	\$2,230	\$2,296	+ \$140	+ \$275
29"	60"	30"	TBRCT3060O	•	\$2,193	\$2,287	\$2,358	+ \$140	+ \$275
29"	66"	30"	TBRCT3066O	•	\$2,239	\$2,338	\$2,413	+ \$140	+ \$275
29"	72"	30"	TBRCT3072O	•	\$2,279	\$2,382	\$2,461	+ \$140	+ \$275

Workplace Accessories

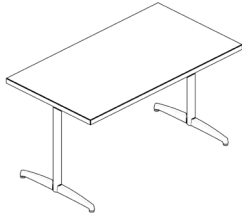
Specify 1. Model # 2. Options 3. Laminate 4. Edge band 5. Base paint	Grain Direction 	<table border="1" style="width: 100%; border-collapse: collapse;"> <thead> <tr> <th>Shape</th> <th>D</th> <th>W</th> <th>Base</th> </tr> </thead> <tbody> <tr> <td>TB Table</td> <td>RCT Rectangle</td> <td>24</td> <td>60</td> </tr> <tr> <td>C C-Leg</td> <td>O O-Leg</td> <td></td> <td></td> </tr> </tbody> </table>	Shape	D	W	Base	TB Table	RCT Rectangle	24	60	C C-Leg	O O-Leg		
Shape	D	W	Base											
TB Table	RCT Rectangle	24	60											
C C-Leg	O O-Leg													
TB	RCT	24	60	C										

Pricing is for P1 paint base colors. Add the appropriate upcharge if using P2 or P3.



T-Legs – 24" D

H	W	D	MODEL #	SUPPORT RAIL	LAMINATE			PAINT	
					L1	L2	L3	P2	P3
29"	42"	24"	TBRCT2442TL		\$1,262	\$1,308	\$1,354	+ \$80	+ \$155
29"	48"	24"	TBRCT2448TL		\$1,285	\$1,333	\$1,381	+ \$80	+ \$155
29"	54"	24"	TBRCT2454TL	•	\$1,429	\$1,480	\$1,532	+ \$80	+ \$155
29"	60"	24"	TBRCT2460TL	•	\$1,492	\$1,550	\$1,608	+ \$80	+ \$155
29"	66"	24"	TBRCT2466TL	•	\$1,550	\$1,613	\$1,677	+ \$80	+ \$155
29"	72"	24"	TBRCT2472TL	•	\$1,561	\$1,625	\$1,690	+ \$80	+ \$155



T-Legs – 30" D

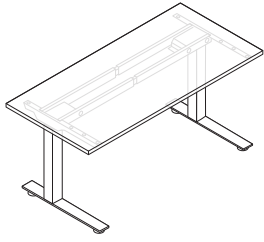
H	W	D	MODEL #	SUPPORT RAIL	LAMINATE			PAINT	
					L1	L2	L3	P2	P3
29"	42"	30"	TBRCT3042TL		\$1,394	\$1,448	\$1,503	+ \$85	+ \$165
29"	48"	30"	TBRCT3048TL		\$1,411	\$1,467	\$1,523	+ \$85	+ \$165
29"	54"	30"	TBRCT3054TL	•	\$1,613	\$1,678	\$1,744	+ \$85	+ \$165
29"	60"	30"	TBRCT3060TL	•	\$1,665	\$1,735	\$1,806	+ \$85	+ \$165
29"	66"	30"	TBRCT3066TL	•	\$1,711	\$1,786	\$1,861	+ \$85	+ \$165
29"	72"	30"	TBRCT3072TL	•	\$1,751	\$1,830	\$1,909	+ \$85	+ \$165

Specify	Grain Direction	Shape	D	W	Base	
1. Model # 2. Options 3. Laminate 4. Edge band 5. Base paint	← →	TB Table RCT Rectangle	24	60	TL T-Leg	
		TB	RCT	24	60	TL

Pricing is for P1 paint base colors. Add the appropriate upcharge if using P2 or P3.

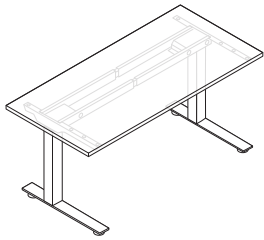
Sit/Stand Desks

Electric Height Adjustable



24" D

H	W	D	MODEL #	LAMINATE			WOOD VENEER		
				L1	L2	L3	W1	W2	W3
24" – 50"	48"	24"	TBRCT2448H	\$2,503	\$2,753	\$3,003	\$2,986	\$3,284	\$3,582
24" – 50"	54"	24"	TBRCT2454H	\$2,561	\$2,817	\$3,072	\$3,078	\$3,385	\$3,692
24" – 50"	60"	24"	TBRCT2460H	\$2,618	\$2,879	\$3,141	\$3,198	\$3,517	\$3,837
24" – 50"	66"	24"	TBRCT2466H	\$2,676	\$2,943	\$3,210	\$3,314	\$3,644	\$3,975
24" – 50"	72"	24"	TBRCT2472H	\$2,733	\$3,006	\$3,279	\$3,382	\$3,719	\$4,057
24" – 50"	78"	24"	TBRCT2478H	\$2,791	\$3,070	\$3,348	\$3,458	\$3,803	\$4,148
24" – 50"	84"	24"	TBRCT2484H	\$2,848	\$3,132	\$3,417	\$3,526	\$3,877	\$4,230



30" D

H	W	D	MODEL #	LAMINATE			WOOD VENEER		
				L1	L2	L3	W1	W2	W3
24" – 50"	48"	30"	TBRCT3048H	\$2,561	\$2,817	\$3,072	\$3,124	\$3,437	\$3,748
24" – 50"	54"	30"	TBRCT3054H	\$2,618	\$2,879	\$3,141	\$3,274	\$3,600	\$3,928
24" – 50"	60"	30"	TBRCT3060H	\$2,676	\$2,943	\$3,210	\$3,383	\$3,720	\$4,058
24" – 50"	66"	30"	TBRCT3066H	\$2,733	\$3,006	\$3,279	\$3,486	\$3,834	\$4,182
24" – 50"	72"	30"	TBRCT3072H	\$2,791	\$3,070	\$3,348	\$3,584	\$3,943	\$4,300
24" – 50"	78"	30"	TBRCT3078H	\$2,848	\$3,132	\$3,417	\$3,665	\$4,030	\$4,397
24" – 50"	84"	30"	TBRCT3084H	\$2,906	\$3,196	\$3,486	\$3,768	\$4,145	\$4,521

Specify	Grain Direction	Application Notes		
1. Model # 2. Laminate 3. Edge band 4. Support color <i>Black or Silver</i>		Electric Height Adjustable Base Adjustable height bases can be used with 24" & 30" deep worksurfaces. Worksurfaces must be between 48" – 84" wide.	Adjustable height bases have a capacity of 264 lbs evenly distributed. Comes with four position memory controller.	Anti-collision stops and reverses the travel of the table when the table collides with a fixed object during operation. 3-stage legs offer a large height adjustment range of 24" – 50".



24" D

H	W	D	MODEL #	SUPPORT RAIL	LAMINATE			PAINT	
					L1	L2	L3	P2	P3
37"	42"	24"	TBRCT2428SB		\$1,806	\$1,852	\$1,898	+\$135	+\$270
37"	48"	24"	TBRCT2448SB		\$1,829	\$1,877	\$1,925	+\$135	+\$270
37"	54"	24"	TBRCT2454SB	•	\$1,973	\$2,024	\$2,076	+\$135	+\$270
37"	60"	24"	TBRCT2460SB	•	\$2,036	\$2,094	\$2,152	+\$135	+\$270
37"	66"	24"	TBRCT2466SB	•	\$2,094	\$2,157	\$2,221	+\$135	+\$270
37"	72"	24"	TBRCT2472BS	•	\$2,105	\$2,169	\$2,234	+\$135	+\$270




30" D

H	W	D	MODEL #	SUPPORT RAIL	LAMINATE			PAINT	
					L1	L2	L3	P2	P3
37"	42"	30"	TBRCT3042SB		\$1,892	\$1,946	\$2,001	+\$135	+\$270
37"	48"	30"	TBRCT3048SB		\$1,909	\$1,965	\$2,021	+\$135	+\$270
37"	54"	30"	TBRCT3054SB	•	\$2,111	\$2,176	\$2,242	+\$135	+\$270
37"	60"	30"	TBRCT3060SB	•	\$2,163	\$2,233	\$2,304	+\$135	+\$270
37"	66"	30"	TBRCT3066SB	•	\$2,209	\$2,284	\$2,359	+\$135	+\$270
37"	72"	30"	TBRCT3072SB	•	\$2,249	\$2,328	\$2,407	+\$135	+\$270

Specify

1. Model #
2. Options
3. Laminate
4. Edge band
5. Base paint

Grain Direction




Shape		D	W	Base			
TB	Table	RCT	Rectangle	24	60	SB	Stand-biased
TB		RCT		24	60	SB	

Pricing is for P1 paint base colors. Add the appropriate upcharge if using P2 or P3.

Sit/Stand Packages

1000 Series



Height Adjustable

MODEL #	FINISHES		LIST
	CHAIR	DESK	
SSWSP1500-MTL-HAT-MPL	Cloud 9 – Metal	Maple w/silver legs	\$5,546
SSWSP1500-INK-HAT-MPL	Cloud 9 – Ink	Maple w/silver legs	\$5,546
SSWSP1500-EBY-HAT-MPL	Cloud 9 – Ebony	Maple w/silver legs	\$5,546
SSWSP1500-MTL-HAT-CHR	Cloud 9 – Metal	Cherry w/black legs	\$5,813
SSWSP1500-INK-HAT-CHR	Cloud 9 – Ink	Cherry w/black legs	\$5,813
SSWSP1500-EBY-HAT-CHR	Cloud 9 – Ebony	Cherry w/black legs	\$5,813



Height Adjustable w/Screens

MODEL #	FINISHES		LIST
	CHAIR	DESK	
SSWSP1500-MTL-HATWS-MPL	Cloud 9 – Metal	Maple w/silver legs	\$7,434
SSWSP1500-INK-HATWS-MPL	Cloud 9 – Ink	Maple w/silver legs	\$7,434
SSWSP1500-EBY-HATWS-MPL	Cloud 9 – Ebony	Maple w/silver legs	\$7,434
SSWSP1500-MTL-HATWS-CHR	Cloud 9 – Metal	Cherry w/black legs	\$7,617
SSWSP1500-INK-HATWS-CHR	Cloud 9 – Ink	Cherry w/black legs	\$7,617
SSWSP1500-EBY-HATWS-CHR	Cloud 9 – Ebony	Cherry w/black legs	\$7,617



Stand-biased

MODEL #	FINISHES		LIST
	CHAIR	DESK	
SSWSP1500-MTL-STB-MPL	Cloud 9 – Metal	Maple w/silver legs	\$5,865
SSWSP1500-INK-STB-MPL	Cloud 9 – Ink	Maple w/silver legs	\$5,865
SSWSP1500-EBY-STB-MPL	Cloud 9 – Ebony	Maple w/silver legs	\$5,865
SSWSP1500-MTL-STB-CHR	Cloud 9 – Metal	Cherry w/black legs	\$5,800
SSWSP1500-INK-STB-CHR	Cloud 9 – Ink	Cherry w/black legs	\$5,800
SSWSP1500-EBY-STB-CHR	Cloud 9 – Ebony	Cherry w/black legs	\$5,800

For sit/stand package discount information contact your Customer Service Representative at customerservice@neutralposture.com or 979.778.0502 ext. 301

Workplace Accessories

Specify	Height Adjustable	Stand-biased	Application Notes	
1. Model #	Included <ul style="list-style-type: none"> • 1000 Series Chair • 60 x 30 Desk • Dual Monitor Arms • Keyboard Arm & Tray 	Included <ul style="list-style-type: none"> • 1000 Series Chair • 60 x 30 Desk • Dual Monitor Arms • Keyboard Arm & Tray • N-Position 	Electric Height Adjustable Base Adjustable height bases have a capacity of 264 lbs evenly distributed. Comes with four position memory controller.	Anti-collision stops and reverses the travel of the table when the table collides with a fixed object during operation. 3-stage legs offer a large height adjustment range of 24" – 50".

Height Adjustable



MODEL #	FINISHES		LIST
	CHAIR	DESK	
SSWSP8500-MTL-HAT-MPL	Cloud 9 – Metal	Maple w/silver legs	\$5,747
SSWSP8500-INK-HAT-MPL	Cloud 9 – Ink	Maple w/silver legs	\$5,747
SSWSP8500-EBY-HAT-MPL	Cloud 9 – Ebony	Maple w/silver legs	\$5,747
SSWSP8500-MTL-HAT-CHR	Cloud 9 – Metal	Cherry w/black legs	\$6,014
SSWSP8500-INK-HAT-CHR	Cloud 9 – Ink	Cherry w/black legs	\$6,014
SSWSP8500-EBY-HAT-CHR	Cloud 9 – Ebony	Cherry w/black legs	\$6,014

Height Adjustable w/Screens



MODEL #	FINISHES		LIST
	CHAIR	DESK	
SSWSP8500-MTL-HATWS-MPL	Cloud 9 – Metal	Maple w/silver legs	\$7,635
SSWSP8500-INK-HATWS-MPL	Cloud 9 – Ink	Maple w/silver legs	\$7,635
SSWSP8500-EBY-HATWS-MPL	Cloud 9 – Ebony	Maple w/silver legs	\$7,635
SSWSP8500-MTL-HATWS-CHR	Cloud 9 – Metal	Cherry w/black legs	\$7,818
SSWSP8500-INK-HATWS-CHR	Cloud 9 – Ink	Cherry w/black legs	\$7,818
SSWSP8500-EBY-HATWS-CHR	Cloud 9 – Ebony	Cherry w/black legs	\$7,818

Stand-biased



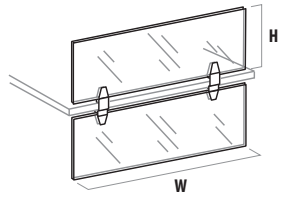
MODEL #	FINISHES		LIST
	CHAIR	DESK	
SSWSP8500-MTL-STB-MPL	Cloud 9 – Metal	Maple w/silver legs	\$6,066
SSWSP8500-INK-STB-MPL	Cloud 9 – Ink	Maple w/silver legs	\$6,066
SSWSP8500-EBY-STB-MPL	Cloud 9 – Ebony	Maple w/silver legs	\$6,066
SSWSP8500-MTL-STB-CHR	Cloud 9 – Metal	Cherry w/black legs	\$6,001
SSWSP8500-INK-STB-CHR	Cloud 9 – Ink	Cherry w/black legs	\$6,001
SSWSP8500-EBY-STB-CHR	Cloud 9 – Ebony	Cherry w/black legs	\$6,001

For sit/stand package discount information contact your Customer Service Representative at customerservice@neutralposture.com or 979.778.0502 ext. 301

Specify	Height Adjustable	Stand-biased	Application Notes	
1. Model #	Included <ul style="list-style-type: none"> • 8000 Series Chair • 60 x 30 Desk • Dual Monitor Arms • Keyboard Arm & Tray 	Included <ul style="list-style-type: none"> • 8000 Series Chair • 60 x 30 Desk • Dual Monitor Arms • Keyboard Arm & Tray • N-Position 	Electric Height Adjustable Base Adjustable height bases have a capacity of 264 lbs evenly distributed. Comes with four position memory controller.	Anti-collision stops and reverses the travel of the table when the table collides with a fixed object during operation. 3-stage legs offer a large height adjustment range of 24" – 50".

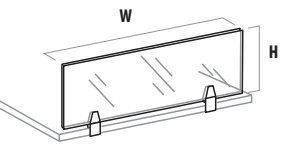
Screens

Privacy/Modesty Panels



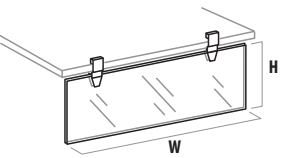
Privacy & Modesty Panels

W	H	BRACKETS	MODEL #	SCREEN TYPE		
				PG	CR	TC
12"	12"	2	PRVMOD(CR/PG/TC)12	\$338	\$384	\$820
18"	12"	2	PRVMOD(CR/PG/TC)18	\$384	\$476	\$1,120
24"	12"	2	PRVMOD(CR/PG/TC)24	\$452	\$568	\$1,418
30"	12"	2	PRVMOD(CR/PG/TC)30	\$522	\$660	\$1,718
36"	12"	2	PRVMOD(CR/PG/TC)36	\$590	\$752	\$2,040
42"	12"	2	PRVMOD(CR/PG/TC)42	\$660	\$844	\$2,338
48"	12"	2	PRVMOD(CR/PG/TC)48	\$728	\$936	\$2,638
60"	12"	3	PRVMOD(CR/PG/TC)60	\$866	\$1,166	\$3,258



Privacy Panels

12"	12"	2	PRV(CR/PG/TC)12	\$169	\$192	\$410
18"	12"	2	PRV(CR/PG/TC)18	\$192	\$238	\$560
24"	12"	2	PRV(CR/PG/TC)24	\$226	\$284	\$709
30"	12"	2	PRV(CR/PG/TC)30	\$261	\$330	\$859
36"	12"	2	PRV(CR/PG/TC)36	\$295	\$376	\$1,020
42"	12"	2	PRV(CR/PG/TC)42	\$330	\$422	\$1,169
48"	12"	2	PRV(CR/PG/TC)48	\$364	\$468	\$1,319
60"	12"	3	PRV(CR/PG/TC)60	\$433	\$583	\$1,629

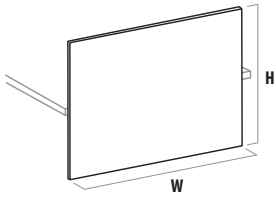


Modesty Panels

12"	12"	2	MOD(CR/PG/TC)12	\$169	\$192	\$410
18"	12"	2	MOD(CR/PG/TC)18	\$192	\$238	\$560
24"	12"	2	MOD(CR/PG/TC)24	\$226	\$284	\$709
30"	12"	2	MOD(CR/PG/TC)30	\$261	\$330	\$859
36"	12"	2	MOD(CR/PG/TC)36	\$295	\$376	\$1,020
42"	12"	2	MOD(CR/PG/TC)42	\$330	\$422	\$1,169
48"	12"	2	MOD(CR/PG/TC)48	\$364	\$468	\$1,319
60"	12"	3	MOD(CR/PG/TC)60	\$433	\$583	\$1,629

Specify	Screen Type	Corian Finishes	Textured Corian Finishes	Plexiglass Finishes
1. Model #	CR . Corian	Glacier White . . . CR001	Glacier White . . . CR001T	IC . . . Ice
2. Insert type	PG . Plexiglass	Pearl Grey CR002	Pearl Grey CR002T	SM . . . Smoked
3. Insert color	TC . Textured Corian	Corian Clay CR003	Corian Clay CR003T	TR . . . Translucent
		Silver Grey CR004	Silver Grey CR004T	LF . . . Frost
		Corian Grey CR005	Corian Grey CR005T	

Application Notes
Screens are ¼" thick.
Widths are 1" less than nominal to allow for ½" set-back on each side.




Privacy & Modesty Panels — fabric

				FABRIC							
W	H	BRACKETS	MODEL #	A	B	C	D	E	F	G	H
24"	27"	2	PRVMODFA24	\$410	\$460	\$490	\$510	\$620	\$740	\$850	\$950
30"	27"	2	PRVMODFA30	\$433	\$503	\$533	\$553	\$663	\$783	\$883	\$993
36"	27"	2	PRVMODFA36	\$456	\$546	\$576	\$596	\$706	\$826	\$926	\$1,036
42"	27"	2	PRVMODFA42	\$479	\$579	\$619	\$639	\$749	\$859	\$969	\$1,079
48"	27"	2	PRVMODFA48	\$560	\$680	\$720	\$730	\$850	\$970	\$1,060	\$1,180
60"	27"	3	PRVMODFA60	\$709	\$839	\$889	\$899	\$999	\$1,129	\$1,229	\$1,339


Specify	Screen Type	Corian Finishes	Textured Corian Finishes	Plexiglass Finishes
1. Model #	CR . . Corian	Glacier White . . . CR001	Glacier White . . . CR001T	IC . . . Ice
2. Insert type	PG . . Plexiglass	Pearl Grey CR002	Pearl Grey CR002T	SM . . Smoked
3. Insert color	TC . . Textured Corian	Corian Clay CR003	Corian Clay CR003T	TR . . Translucent
		Silver Grey CR004	Silver Grey CR004T	LF . . Frost
		Corian Grey CR005	Corian Grey CR005T	
Trim - Brushed nickel only				Application Notes
				Screens are ¼" thick.
				Widths are 1" less than nominal to allow for ½" set-back on each side.

FABRICS


Grade 1




Spacer
Mayer Fabrics
1,000,000+ double rubs



Cross Check
Mayer Fabrics
258,000 double rubs



Forte
Mayer Fabrics
183,000 double rubs




Quattro
Mayer Fabrics
237,000 double rubs




Rumba
Mayer Fabrics
55,000 double rubs


Grade 2




Ace
C.F. Stinson
1,000,000+ double rubs
Not available on NV (3) back




Foundation 10
Mayer Fabrics
1,000,000 double rubs



Jive
Mayer Fabrics
82,000 double rubs




M Plus
Teknit®
200,000 double rubs
Not available on Embrace, Embrace Guest & NV



Samba
Mayer Fabrics
85,000 double rubs


Grade 3



Cloud 9™
335,000 double rubs
Not available on Embrace, Embrace Guest & NV




Fedora
Mayer Fabrics
100,000 double rubs




Moonscape
Mayer Fabrics
378,000 double rubs



Reverb
Mayer Fabrics
100,000+ double rubs



Revive™
Teknit®
125,000 double rubs
Not available on Embrace, Embrace Guest & NV



Tango
Mayer Fabrics
80,000 double rubs

ESD


Grade 3



Cloud 9™ ESD
(Thunder Only)
Not available on Embrace, Embrace Guest & NV


CRYPTON

Grade 5



Finale
Mayer Fabrics
250,000 double rubs

Grade 5




Nylon Stat
Mayer Fabrics
138,000 double rubs




Vinyl Stat - ESD
Mayer Fabrics
100,000 double rubs

LEATHERS/FAUX LEATHERS


Grade 1


 **Ranchero**
Mayer
250,000 double rubs

Grade 2

 **Dolce (Black Only)**
Spradling International
400,000 double rubs

Grade 3


 **Canter EPU**
Momentum Textiles
1,000,000 double rubs

 **Primera®**
Ultrafabrics®
400,000 double rubs

 **Nauga Soft**
Mosehart-Schleeter
1,000,000 double rubs

Grade 5

 **Dolce (Colors)**
Spradling International
400,000 double rubs

 **Ultraleather™**
Ultrafabrics®
400,000 double rubs

Grade 9

 **Madras**
335,000 double rubs

QUICK SHIP FABRICS

Grade 1

Ranchero	Black	230609
Spacer	Pewter	200651
Spacer	Ink	200649
Spacer	Black	200648
Spacer	Wine	200650

Grade 2

Ace	Toast	200714
Ace	Peony	200710
Ace	Char	200703
Ace	Midnight	200709
Ace	Jet	200707

Grade 3

Cloud 9	Red Dawn
Cloud 9	Midnight Sky
Cloud 9	New Haze
Cloud 9	Fog
Cloud 9	Thunder
Revive	Ebony
Revive	Goose
Revive	Ink
Revive	Metal

Graded In Fabrics

GRADED IN AND COM UPHOLSTERY

Neutral Posture's furniture is manufactured to the highest standards. The unique nature of upholstery and the other materials that are used in production means that no two pieces will be exactly alike. Fabrics will upholster differently based on composition and construction. Neutral Posture makes every effort to ensure that each item is produced to our exacting standards, but cannot be held responsible for slight variations in upholstery, color and general appearance.

Our artisans are skilled in creating consistent finishes across all products and materials. However, the individual nature of the materials used in the construction of our furniture means that no two pieces of furniture are exactly alike. Similarly, the images in our publications are as accurate as your monitor is calibrated, but customers are reminded that colors and finishes may vary according to the unique nature of each item of furniture.

Neutral Posture will not be responsible for variances in the sit and performance of a chair due to the fact that certain fabrics such as knits will perform differently than milled fabrics. Generally, knitted fabrics will create a softer sit and milled fabrics will provide a firmer sit.

For specific color matching requirements please contact Customer Service.

The Neutral Posture Upholstery Department is pleased to offer a Graded-in program and also accepts C.O.M. for most products. For certain items or in cases of unusual or difficult fabric patterns additional material may be required. Any unusual or special cutting requirements must be requested in writing and a full-width fabric repeat sent to Customer Service in order for a quotation to be provided. The customer is responsible for shipping C.O.M. to our Upholstery Department.

ARC COM		
Manufacturer	Pattern	Grade
Arc Com	Allegra	5
Arc Com	Alpha	5
Arc Com	Analog	7
Arc Com	Apex	6
Arc Com	Arashi	7
Arc Com	Astral	6
Arc Com	Atomic	7
Arc Com	Aurora	6
Arc Com	Axis	6
Arc Com	Bali	7
Arc Com	Block Party	7
Arc Com	Block Petal	6
Arc Com	Blossom	7
Arc Com	Boardwalk	5
Arc Com	Bounce	7
Arc Com	Brayer Flower	7
Arc Com	Bronco	5
Arc Com	Bubbly	7
Arc Com	Campus Stripe	6
Arc Com	Candy Land	7
Arc Com	Carnival	5
Arc Com	Casablanca	6
Arc Com	Cascade	6
Arc Com	Cassio	5
Arc Com	Cavo	7
Arc Com	Centring Stripe	6
Arc Com	Channel	5
Arc Com	Chit-Chat	5
Arc Com	Chroma	5
Arc Com	Cirque	7
Arc Com	Clarion	6
Arc Com	Coastline	5
Arc Com	Column	5
Arc Com	Compass	7
Arc Com	Constantine	8
Arc Com	Contour	5
Arc Com	Cosmos	5
Arc Com	Crescendo	6
Arc Com	Crossroads	6
Arc Com	Crystal	5
Arc Com	Dakota	5
Arc Com	Dakota 2	5
Arc Com	Daytona	7
Arc Com	Dazzle	8
Arc Com	Delphi	5
Arc Com	Delta	5
Arc Com	Drifter	5
Arc Com	Durango	4
Arc Com	Dynasty	6
Arc Com	Eclipse	6
Arc Com	Elementary	7
Arc Com	Elevado	6
Arc Com	Emerson	5
Arc Com	Empress	5
Arc Com	Encore	5
Arc Com	Etch	5
Arc Com	Facet	7
Arc Com	Fiji	5

Manufacturer	Pattern	Grade
Arc Com	Fiore	7
Arc Com	Fireflies	5
Arc Com	Fragment	7
Arc Com	Francesca Wool	8
Arc Com	Francesca Wool II	8
Arc Com	Frontier	4
Arc Com	Galaxy	6
Arc Com	Gamma	5
Arc Com	Gardenia	5
Arc Com	Gatsby	5
Arc Com	Gem	5
Arc Com	Geostitch	7
Arc Com	Gianni	6
Arc Com	Glam	5
Arc Com	Glo	6
Arc Com	Great Wall	6
Arc Com	Grid	6
Arc Com	Hanji	6
Arc Com	Harlequin	6
Arc Com	Highlands	7
Arc Com	Hush	5
Arc Com	Illusion	4
Arc Com	Illusion 2	4
Arc Com	Intaglio	6
Arc Com	Intaglio 2	6
Arc Com	Intersect	5
Arc Com	Interstate	5
Arc Com	Iona	5
Arc Com	Isabella	5
Arc Com	Itajime	6
Arc Com	Jardin	6
Arc Com	Jing	5
Arc Com	Jive	6
Arc Com	Journey	6
Arc Com	Kaolin	5
Arc Com	Kassena	5
Arc Com	Katano	6
Arc Com	Key	5
Arc Com	Kimono	6
Arc Com	Kinetic	6
Arc Com	Kirgami	6
Arc Com	Kuba	6
Arc Com	Kumo	7
Arc Com	Laurel	6
Arc Com	Legacy	6
Arc Com	Legend	6
Arc Com	Linea	6
Arc Com	Loara	6
Arc Com	Lore	6
Arc Com	Lunette	7
Arc Com	Luxe	6
Arc Com	Lyre	5
Arc Com	Lyric	6
Arc Com	Majorca	7
Arc Com	Marathon	5
Arc Com	Marquee	7
Arc Com	Mason	6
Arc Com	Mason Stripe	6
Arc Com	Meadow	6

Manufacturer	Pattern	Grade	Manufacturer	Pattern	Grade	Manufacturer	Pattern	Grade
Arc Com	Mesa	5	Arc Com	Solitude	6	Carnegie	Bolt	9
Arc Com	Mirror Mirror	6	Arc Com	Sonata Stripe	6	Carnegie	Break Line	9
Arc Com	Montage	7	Arc Com	Sonic	6	Carnegie	Brick Lane	6
Arc Com	Moon Beam	6	Arc Com	Spectrum	5	Carnegie	Brigitte Couture S	7
Arc Com	Moon Beam 2	6	Arc Com	Speedway	6	Carnegie	Brimfield	7
Arc Com	Morocco	6	Arc Com	Spinnaker	7	Carnegie	Buff	5
Arc Com	Mystique	6	Arc Com	Spirit	5	Carnegie	Buzz	7
Arc Com	Nahouri	6	Arc Com	Spot On	6	Carnegie	Camden	7
Arc Com	Navigator	6	Arc Com	Spring	6	Carnegie	Cane Embroider S	Call
Arc Com	Network	8	Arc Com	Spyro	6	Carnegie	Carnival	8
Arc Com	Niagara	6	Arc Com	Square One	7	Carnegie	Cascade Applique S	Call
Arc Com	Nova	6	Arc Com	Strata	5	Carnegie	Channel	5
Arc Com	Oculus	6	Arc Com	Streamline	5	Carnegie	Chelsea	5
Arc Com	Odyssey	5	Arc Com	Sukhala	6	Carnegie	Chroma	9
Arc Com	Ombre Petal	6	Arc Com	Sundial	6	Carnegie	Circuit S	6
Arc Com	Omega	5	Arc Com	Symphony	6	Carnegie	Cirque Couture	Call
Arc Com	Orion	5	Arc Com	Sync	5	Carnegie	Coco Couture	7
Arc Com	Pala	7	Arc Com	Tally	5	Carnegie	Collage	7
Arc Com	Palatine	6	Arc Com	Tectonic	5	Carnegie	Cross Stitch	9
Arc Com	Palatine 2	6	Arc Com	The Plaid	8	Carnegie	Crossing	6
Arc Com	Panache	5	Arc Com	Theory	3	Carnegie	Cycle X	6
Arc Com	Pebble Beach	5	Arc Com	Top Notch	Call	Carnegie	Dash X	6
Arc Com	Perspective	6	Arc Com	Traverse	6	Carnegie	Dawn	5
Arc Com	Plateau	5	Arc Com	Tritik	6	Carnegie	Dazzle	8
Arc Com	Polished	6	Arc Com	Uptown	8	Carnegie	Deco Embroider S	9
Arc Com	Polo	6	Arc Com	Urban	6	Carnegie	Departure	5
Arc Com	Posh	7	Arc Com	Vault	6	Carnegie	Edge	6
Arc Com	Primavera	5	Arc Com	Velocity	7	Carnegie	Elite	3
Arc Com	Prism	4	Arc Com	Venture	7	Carnegie	Fine Line	7
Arc Com	Provence	Call	Arc Com	Vineyard	6	Carnegie	Flash Back S	6
Arc Com	Quest	7	Arc Com	Vivo	6	Carnegie	Flex	5
Arc Com	Radius	7	Arc Com	Volt	8	Carnegie	Flux X	6
Arc Com	Raya	6	Arc Com	Wanderer	8	Carnegie	Four Square	7
Arc Com	Reality Check	5	Arc Com	Windlass	7	Carnegie	Fractal Emboss S	6
Arc Com	Ringling	6	Arc Com	Yo-Yo	7	Carnegie	Fragment Emboss S	6
Arc Com	Riviera	7	Arc Com	Zip Line	6	Carnegie	Fresco	6
Arc Com	Rbotic	6				Carnegie	Fusion	6
Arc Com	Rodeo	5				Carnegie	Gamma S	5
Arc Com	Rodeo 2	5				Carnegie	Genome Embroider S	9
Arc Com	Rogue	6				Carnegie	Groove	5
Arc Com	Roundabout	5				Carnegie	Hashtag	5
Arc Com	Sagrada	7				Carnegie	Havana X	6
Arc Com	Sahara	6				Carnegie	Haze X	7
Arc Com	Samba	6				Carnegie	Hepburn	6
Arc Com	Santa Fe	6				Carnegie	Herald	5
Arc Com	Santorini	7				Carnegie	Herringbone X	5
Arc Com	Saxon	6				Carnegie	Hide	5
Arc Com	Sea Willow	6				Carnegie	High Line	7
Arc Com	Sector	6				Carnegie	Hive	7
Arc Com	Sequoia	6				Carnegie	Hoop Embroider S	8
Arc Com	Sherlock	5				Carnegie	Hue	6
Arc Com	Sherlock 2	5				Carnegie	Icon	9
Arc Com	Shibori	6				Carnegie	Impress	5
Arc Com	Shift	6				Carnegie	Index	4
Arc Com	Shimmer	5				Carnegie	Infinity Plaid	8
Arc Com	Shimmer 2	5				Carnegie	Infinity Plush	8
Arc Com	Silverado	5				Carnegie	Infinity Stripe	8
Arc Com	Silverado 2	5				Carnegie	Journey	7
Arc Com	Skye	7				Carnegie	Kaleidoscope S	6

CARNEGIE		
Manufacturer	Pattern	Grade
Carnegie	360	9
Carnegie	Abacus Embroider S	8
Carnegie	Alex	8
Carnegie	Allure	5
Carnegie	Anchor	7
Carnegie	Antoinette Couture S	7
Carnegie	Aria	Call
Carnegie	Artisan Embroider S	9
Carnegie	Axis Embroider S	8
Carnegie	Bangle	7
Carnegie	Bardot	6
Carnegie	Barre	7
Carnegie	Basket	6
Carnegie	Bauble	8
Carnegie	Bliss	7
Carnegie	Blowing Bubbles	7

Manufacturer	Pattern	Grade	Manufacturer	Pattern	Grade	Manufacturer	Pattern	Grade
C.F. Stinson	Fractal	6	C.F. Stinson	Maxwell	4	C.F. Stinson	Rialto	4
C.F. Stinson	Frequency	5	C.F. Stinson	Maze	7	C.F. Stinson	Riddle	4
C.F. Stinson	Full Tum	7	C.F. Stinson	Mica	5	C.F. Stinson	Ritz	5
C.F. Stinson	Furrows	4	C.F. Stinson	Migration	7	C.F. Stinson	Rogue II	3
C.F. Stinson	Fuse	3	C.F. Stinson	Mingle	6	C.F. Stinson	Salinas	8
C.F. Stinson	Geomet	5	C.F. Stinson	Moby	3	C.F. Stinson	San Simeon	7
C.F. Stinson	Gradation	5	C.F. Stinson	Moccasin	4	C.F. Stinson	Satellite	5
C.F. Stinson	Grand Sierra	4	C.F. Stinson	Modernist	7	C.F. Stinson	Scintillate	6
C.F. Stinson	Gravity	5	C.F. Stinson	Monhegan	6	C.F. Stinson	Scout	4
C.F. Stinson	Grove	6	C.F. Stinson	Montage	5	C.F. Stinson	Script	5
C.F. Stinson	Hands On	6	C.F. Stinson	Montana	4	C.F. Stinson	Seagrass	6
C.F. Stinson	Handwork	6	C.F. Stinson	Mumbai	7	C.F. Stinson	Season	7
C.F. Stinson	Happy Hour	5	C.F. Stinson	Neochrome III	4	C.F. Stinson	Semaphore	5
C.F. Stinson	Happy Tappy	7	C.F. Stinson	Network	5	C.F. Stinson	Sensor	6
C.F. Stinson	Haven	5	C.F. Stinson	Nest	6	C.F. Stinson	Sequence	4
C.F. Stinson	Helix	6	C.F. Stinson	Next Scene	6	C.F. Stinson	Serene	7
C.F. Stinson	Hi-Fi	4	C.F. Stinson	Nimble	6	C.F. Stinson	Shantung	4
C.F. Stinson	Highlight	4	C.F. Stinson	Nova	5	C.F. Stinson	Shift	4
C.F. Stinson	Hive	4	C.F. Stinson	Now & Zen w/ Agion	7	C.F. Stinson	Shimmy	5
C.F. Stinson	Hopsake	5	C.F. Stinson	Naugasoft	4	C.F. Stinson	Shuffle	8
C.F. Stinson	Hot Spot	5	C.F. Stinson	Nishiki	4	C.F. Stinson	Sideline	5
C.F. Stinson	Hourglass	6	C.F. Stinson	Olivia	3	C.F. Stinson	Silver Point	6
C.F. Stinson	Hudson	7	C.F. Stinson	On the Money	5	C.F. Stinson	Sirocco	6
C.F. Stinson	Hush	6	C.F. Stinson	Orbit	5	C.F. Stinson	Skyline	6
C.F. Stinson	I Spy	6	C.F. Stinson	Oscillate	6	C.F. Stinson	Sleek	5
C.F. Stinson	Infinity Plush	7	C.F. Stinson	Outlander	4	C.F. Stinson	Sleeping Bear Dunes	6
C.F. Stinson	Inside Track	4	C.F. Stinson	Overlay	5	C.F. Stinson	Smile	6
C.F. Stinson	Interval	5	C.F. Stinson	Oxford	4	C.F. Stinson	Smoothie	4
C.F. Stinson	Isabella	6	C.F. Stinson	Pacifica	7	C.F. Stinson	Snuggle	5
C.F. Stinson	Jala	7	C.F. Stinson	Panorama	6	C.F. Stinson	Spindles	7
C.F. Stinson	Jam Session w/ Agion	7	C.F. Stinson	Paradox	6	C.F. Stinson	Spirit Millennium	4
C.F. Stinson	Jambi Stripe	6	C.F. Stinson	Park Avenue	6	C.F. Stinson	Splash	6
C.F. Stinson	Kambala	7	C.F. Stinson	Passport	6	C.F. Stinson	Splice	7
C.F. Stinson	Kennebunk	6	C.F. Stinson	Patriot Plus II	3	C.F. Stinson	Sprint	3
C.F. Stinson	Ketana	6	C.F. Stinson	Penelope	5	C.F. Stinson	Squire	5
C.F. Stinson	Kilkenny Tweed	4	C.F. Stinson	Peninsula Mohair	9	C.F. Stinson	Stellar	5
C.F. Stinson	Kinectic	6	C.F. Stinson	Pergola	5	C.F. Stinson	Steppe	6
C.F. Stinson	Knock Knock	7	C.F. Stinson	Perimeter	5	C.F. Stinson	Stipple	5
C.F. Stinson	Knot	5	C.F. Stinson	Persuasion	5	C.F. Stinson	Stitch in Time	4
C.F. Stinson	Kusari	5	C.F. Stinson	Piccadilly	5	C.F. Stinson	Storyboard	7
C.F. Stinson	Labyrinth	6	C.F. Stinson	Pinball	5	C.F. Stinson	Straight and Narrow	6
C.F. Stinson	Lara	3	C.F. Stinson	Pivot	4	C.F. Stinson	Strand	4
C.F. Stinson	Lateral	3	C.F. Stinson	Polka	4	C.F. Stinson	Stratford	8
C.F. Stinson	Leaps & Bounds	6	C.F. Stinson	Portico	5	C.F. Stinson	Stride	5
C.F. Stinson	Level	5	C.F. Stinson	Posey	5	C.F. Stinson	Sumatran Palm	6
C.F. Stinson	Lifecycle	7	C.F. Stinson	Posh	5	C.F. Stinson	Summit	5
C.F. Stinson	Lift	7	C.F. Stinson	Power Grid	6	C.F. Stinson	Sunburst	6
C.F. Stinson	Line Dance	5	C.F. Stinson	Profile	5	C.F. Stinson	Sunswept	6
C.F. Stinson	Links	6	C.F. Stinson	Promenade	5	C.F. Stinson	Supersillyness	7
C.F. Stinson	Loophole	5	C.F. Stinson	Queue	6	C.F. Stinson	Swipe	6
C.F. Stinson	Lucent	7	C.F. Stinson	Radiance	7	C.F. Stinson	Swivel	6
C.F. Stinson	Luster	5	C.F. Stinson	Raffia	5	C.F. Stinson	Symmetry	6
C.F. Stinson	Makeover	7	C.F. Stinson	Rainier	4	C.F. Stinson	Symphony Classic	4
C.F. Stinson	Manchester	5	C.F. Stinson	Rally	3	C.F. Stinson	Tangram	5
C.F. Stinson	Mandala	5	C.F. Stinson	Raquette	6	C.F. Stinson	Tendril	4
C.F. Stinson	Mantra	7	C.F. Stinson	Realm	5	C.F. Stinson	Tessellate	6
C.F. Stinson	Marimba	6	C.F. Stinson	Recharge w/ Celliant	6	C.F. Stinson	Tessuto	4
C.F. Stinson	Marquetry	6	C.F. Stinson	Retrograde	4	C.F. Stinson	Thicket	4
C.F. Stinson	Matrix	5	C.F. Stinson	Revolution	6	C.F. Stinson	Three60	7

Graded In Fabrics

Manufacturer	Pattern	Grade	Manufacturer	Pattern	Grade	Manufacturer	Pattern	Grade
C.F. Stinson	Thrive	7	Designtex	Building Blocks	5	Designtex	Ink	6
C.F. Stinson	Tidbit	6	Designtex	Bunta	7	Designtex	Interlock	7
C.F. Stinson	Torus	6	Designtex	Burlap Weave	6	Designtex	Interlude	7
C.F. Stinson	Touch Bsaе	5	Designtex	Burrard	5	Designtex	Iota	6
C.F. Stinson	Tranquility	6	Designtex	Burrard Ground Cloth	5	Designtex	Jacquard I	8
C.F. Stinson	Transcend	3	Designtex	Bute Braemar	6	Designtex	Jacquard II	8
C.F. Stinson	Tribeca	4	Designtex	Bute Lewis	6	Designtex	Jaunt	7
C.F. Stinson	Trio	7	Designtex	Bute Melrose	9	Designtex	Josef	7
C.F. Stinson	True Path w/ Agion	7	Designtex	Bute Storr	9	Designtex	Jumper	6
C.F. Stinson	Tweed	6	Designtex	Bute Tiree	9	Designtex	Kami	6
C.F. Stinson	Twiggy	5	Designtex	Bute Tweed	Call	Designtex	Keen	7
C.F. Stinson	Umbrian Rain	7	Designtex	Carom	Call	Designtex	Kin- launched 6/21	6
C.F. Stinson	Up Tempo w/ Agion	7	Designtex	Carrick	9	Designtex	Kindred	6
C.F. Stinson	Urban Grid	3	Designtex	Cassava	9	Designtex	Kith- launched 6/21	5
C.F. Stinson	Vanish	7	Designtex	Chapiteau	6	Designtex	Lambert	5
C.F. Stinson	Vapor	7	Designtex	Chenille Chevron	5	Designtex	Large Scale Geometric	5
C.F. Stinson	Vegas	4	Designtex	"Chunky Tweed	"	Designtex	Latitude	6
C.F. Stinson	Velocity	5	Designtex	Circle Jacquard	6	Designtex	Lattice	5
C.F. Stinson	Vermont	6	Designtex	Clad Celliant	Call	Designtex	Layer- launched 7/21	5
C.F. Stinson	Vibe	5	Designtex	Clerkenwell	6	Designtex	Leap	9
C.F. Stinson	View	7	Designtex	Code	5	Designtex	Line Variations	7
C.F. Stinson	Vineyard	7	Designtex	Collier	5	Designtex	Linen Like	4
C.F. Stinson	Voltage	7	Designtex	Colten	7	Designtex	Linnen	7
C.F. Stinson	Walk the Line	6	Designtex	Concentric	7	Designtex	Little Dot	Call
C.F. Stinson	Whirl	6	Designtex	Corded	7	Designtex	Loop To Loop	6
C.F. Stinson	Whisper	4	Designtex	Course	5	Designtex	Lounge- launched 7/21	Call
C.F. Stinson	Willow Talk	6	Designtex	CrissCross	6	Designtex	Lumi	7
C.F. Stinson	Wish	8	Designtex	Crosswind	7	Designtex	Luster	3
C.F. Stinson	Ziggy	4	Designtex	Cubitt	6	Designtex	Mark	5
C.F. Stinson	Zoom	5	Designtex	Current	7	Designtex	Mateo	7
C.F. Stinson	Zodiac	5	Designtex	Dapple	7	Designtex	Measure	6
			Designtex	Dart	6	Designtex	Metallo	7
			Designtex	Delaine	6	Designtex	Metta	6
			Designtex	Distressed Texture	7	Designtex	Microgrid	7
			Designtex	Double Weave	4	Designtex	Migration	7
			Designtex	Draft	7	Designtex	Mod	8
			Designtex	Drift	7	Designtex	Mohair Plus	5
			Designtex	Encircle	6	Designtex	Moquette	7
			Designtex	Finsbury	7	Designtex	Motif	7
			Designtex	Five Cities	5	Designtex	Mountainous	5
			Designtex	Flow	5	Designtex	MVP	7
			Designtex	Fluent	8	Designtex	Myddleton	7
			Designtex	FOMO	7	Designtex	Nest	5
			Designtex	Forestbound	6	Designtex	Net	7
			Designtex	Gale	6	Designtex	Nook- launched 3/21	5
			Designtex	Gamut Celliant	5	Designtex	Opulent	7
			Designtex	Gather- launched 7/21	8	Designtex	Pause	7
			Designtex	Geometric II	5	Designtex	Pave	5
			Designtex	Gleam	7	Designtex	Pennant	6
			Designtex	Glimmer- launched 3/21	5	Designtex	Pennant Celliant	5
			Designtex	Halyard	8	Designtex	Pennington	5
			Designtex	Handsome Plaid	8	Designtex	Phenomena	9
			Designtex	Hashtag	6	Designtex	Pigment	8
			Designtex	"Hatchmark	"	Designtex	Pika	8
			Designtex	Heather	5	Designtex	Pinball	6
			Designtex	Hint	6	Designtex	Pinpoint	7
			Designtex	Holmes	8	Designtex	Pivot	8
			Designtex	Hyde	8	Designtex	Pixel	8
			Designtex	Hypphen	6	Designtex	Pixel Cloud	6

DESIGNTEX

Manufacturer	Pattern	Grade
Designtex	Acacia	5
Designtex	Adler	5
Designtex	Alcazar	5
Designtex	Aloft	5
Designtex	Amwell	Call
Designtex	Angle	8
Designtex	Annex- (colors 101, 301, 501, 601, 701 & 802 culled 4/30/21)	5
Designtex	Aspect	8
Designtex	Atria	6
Designtex	Bark Cloth	5
Designtex	Big Dot	Call
Designtex	Big Texture	4
Designtex	Billiard Cloth	8
Designtex	BitDrift	6
Designtex	Bixby Macro	6
Designtex	Bixby Micro	6
Designtex	Bloomer	6
Designtex	Boucle	6
Designtex	Boucle Dot	4
Designtex	Boucle Melange	7

Manufacturer	Pattern	Grade	Manufacturer	Pattern	Grade	Manufacturer	Pattern	Grade
Designtex	Plaid	5	Guilford of Maine	BeeHave	2	Luna	Boucle Stripe	7
Designtex	Play Ball	7	Guilford of Maine	Blink	2	Luna	Boutique	7
Designtex	Plexus	8	Guilford of Maine	Cadence	2	Luna	Broome	8
Designtex	Plus	7	Guilford of Maine	Clarity	3	Luna	Bungalow	7
Designtex	Prime	7	Guilford of Maine	Couture	2	Luna	Candela	4
Designtex	Queue	7	Guilford of Maine	Ebb & Flow	5	Luna	Cloud	7
Designtex	Raia	5	Guilford of Maine	Echo	3	Luna	Coco	Call
Designtex	Rainwater	7	Guilford of Maine	Evoke	3	Luna	Copa	6
Designtex	"Revelry	"	Guilford of Maine	Excerpt	3	Luna	Cozy	Call
Designtex	Rider	5	Guilford of Maine	Feedback	4	Luna	Dapple	7
Designtex	Rise	5	Guilford of Maine	Flora	3	Luna	Dimension Mohair	Call
Designtex	Rodenbach	5	Guilford of Maine	Frolic	2	Luna	Dish	5
Designtex	Rotary	5	Guilford of Maine	George	4	Luna	Dots Damask	7
Designtex	Rove	5	Guilford of Maine	Highbeams	1	Luna	Downtown Two	6
Designtex	Sail	7	Guilford of Maine	Input	2	Luna	Ellwood	6
Designtex	Samba	7	Guilford of Maine	Instant	4	Luna	Enchant	9
Designtex	Scale	6	Guilford of Maine	Intuition	3	Luna	Endless	8
Designtex	Schism	8	Guilford of Maine	Jane	2	Luna	Entenza	6
Designtex	Score	5	Guilford of Maine	Lexicon	3	Luna	Facet	7
Designtex	Segment	6	Guilford of Maine	Liberty (Playful)	2	Luna	Filament	8
Designtex	Sense	8	Guilford of Maine	Limelight	3	Luna	Flash	8
Designtex	Shibori Stripe	7	Guilford of Maine	Moguls	3	Luna	Framework	5
Designtex	Shortcut	9	Guilford of Maine	Moment	2	Luna	Hardcopy	6
Designtex	Silicone Element	5	Guilford of Maine	Open House	1	Luna	Hatch	8
Designtex	Silicone Element Celliant	7	Guilford of Maine	Oxford	2	Luna	Hatch Too	6
Designtex	Silicone Nappa	8	Guilford of Maine	Palette	3	Luna	Hush	6
Designtex	Sketch	7	Guilford of Maine	Phrase	2	Luna	Idyll	5
Designtex	Social Dance	7	Guilford of Maine	Quadrille	2	Luna	Incandescent	5
Designtex	Sorano	6	Guilford of Maine	Reason	3	Luna	Intersect	5
Designtex	Span	8	Guilford of Maine	Recharge	3	Luna	Jaunty	6
Designtex	Spandau	6	Guilford of Maine	Relay	3	Luna	Linen	8
Designtex	Splendor	7	Guilford of Maine	Revival	5	Luna	Loggia	6
Designtex	Splice	7	Guilford of Maine	Select	4	Luna	Loop	8
Designtex	Split	7	Guilford of Maine	Snakeskin	2	Luna	Lumina	4
Designtex	Sprint	5	Guilford of Maine	Soundbyte	2	Luna	Luminescent	5
Designtex	Standard- launched 3/21	6	Guilford of Maine	Staccato	3	Luna	Mason	7
Designtex	Starburst	5	Guilford of Maine	Synopsis	2	Luna	Matchsticks	6
Designtex	Stratum	3	Guilford of Maine	Tracery	2	Luna	Metro	4
Designtex	Stride	4	Guilford of Maine	Transport	2	Luna	Mezzanine	6
Designtex	Subtle	5	Guilford of Maine	Twilight	2	Luna	Micro Bubbly	9
Designtex	Sunburst	6	Guilford of Maine	Underground	2	Luna	Mobile	7
Designtex	Swing	7	Guilford of Maine	Whirl	3	Luna	Motif.	7
Designtex	Symbol	7	Guilford of Maine	Xceed	3	Luna	Nifty	4
Designtex	System	6				Luna	Notion	5
Designtex	"Tack Cloth	"	6			Luna	Optik	6
Designtex	Tailor	9				Luna	Peek	8
Designtex	Tap	6				Luna	Propeller	9
Designtex	Terra	5				Luna	Radar	5
Designtex	Tilt	Call				Luna	Radferm	9
Designtex	Tiny Boucle	6				Luna	Signal	5

GUILFORD OF MAINE		
Manufacturer	Pattern	Grade
Guilford of Maine	Adept	2
Guilford of Maine	Aquatint	2
Guilford of Maine	Beacon	2

LUNA		
Manufacturer	Pattern	Grade
Luna	Acolyte	8
Luna	Affinity	7
Luna	Allure	9
Luna	Aperto	6
Luna	Aspect	7
Luna	Beam	8
Luna	Bedrock	5
Luna	Blueprint	6
Luna	Boink	7
Luna	Boomerang	8

Luna	Boucle Stripe	7
Luna	Boutique	7
Luna	Broome	8
Luna	Bungalow	7
Luna	Candela	4
Luna	Cloud	7
Luna	Coco	Call
Luna	Copa	6
Luna	Cozy	Call
Luna	Dapple	7
Luna	Dimension Mohair	Call
Luna	Dish	5
Luna	Dots Damask	7
Luna	Downtown Two	6
Luna	Ellwood	6
Luna	Enchant	9
Luna	Endless	8
Luna	Entenza	6
Luna	Facet	7
Luna	Filament	8
Luna	Flash	8
Luna	Framework	5
Luna	Hardcopy	6
Luna	Hatch	8
Luna	Hatch Too	6
Luna	Hush	6
Luna	Idyll	5
Luna	Incandescent	5
Luna	Intersect	5
Luna	Jaunty	6
Luna	Linen	8
Luna	Loggia	6
Luna	Loop	8
Luna	Lumina	4
Luna	Luminescent	5
Luna	Mason	7
Luna	Matchsticks	6
Luna	Metro	4
Luna	Mezzanine	6
Luna	Micro Bubbly	9
Luna	Mobile	7
Luna	Motif.	7
Luna	Nifty	4
Luna	Notion	5
Luna	Optik	6
Luna	Peek	8
Luna	Propeller	9
Luna	Radar	5
Luna	Radferm	9
Luna	Signal	5
Luna	Sketch Stripe	9
Luna	Snug	Call
Luna	Sparkle	6
Luna	Spellbound	9
Luna	Splice	5
Luna	Stacking Chairs	8
Luna	Stitch	5
Luna	Switchback	6
Luna	Tech Stripe	8

Graded In Fabrics

Manufacturer	Pattern	Grade
Luna	Tech Twist	6
Luna	Telepathy	7
Luna	Three-D	7
Luna	Token	6
Luna	Transmission	5
Luna	Trapeze	4
Luna	Triad	5
Luna	Twiggy	8
Luna	Twight 2.0	5
Luna	Twist	5
Luna	Urban Grid	8
Luna	Wallflower	5
Luna	Winsome	Call
Luna	Wish	7
Luna	Woohl	5

LUUM

Manufacturer	Pattern	Grade
Luum	Actuate	5
Luum	Adage	6
Luum	Amalgam	7
Luum	Ample	5
Luum	Angulo	8
Luum	Arc Angle	Call
Luum	Beaded Stripe	5
Luum	Complement	5
Luum	Cross Dye	5
Luum	Disrupt	7
Luum	Filar	5
Luum	Flexagon	6
Luum	Full Wool	9
Luum	Fundamentals	5
Luum	Ghat	7
Luum	Heather Felt	9
Luum	Heather Tech	4
Luum	Homage	7
Luum	Implex	5
Luum	Interstice	6
Luum	Intone	5
Luum	Iterate	8
Luum	Knurl	7
Luum	Line Language	7
Luum	Magnify	5
Luum	Marl Cloth	5
Luum	Miami	6
Luum	Modulud	6
Luum	Navigate	Call
Luum	Outpress	7
Luum	Percept	5
Luum	Point Set	7
Luum	Point to Point	7
Luum	Refraction	6
Luum	Situ	5
Luum	Stimuli	5
Luum	Subdivide	6
Luum	Substance	6

Manufacturer	Pattern	Grade
Luum	Superspun	5
Luum	Thangka	8
Luum	Two Tone	7
Luum	Vector	6
Luum	Velvet Underground	6
Luum	Vital	7

MAHARAM

Manufacturer	Pattern	Grade
Maharam	Abacus	7
Maharam	Abacus Standard	5
Maharam	Across	7
Maharam	Akimbo	7
Maharam	Alloy	6
Maharam	Alter	6
Maharam	Anagram	8
Maharam	Apex	6
Maharam	Apt	7
Maharam	Arcade	8
Maharam	Balustrade	7
Maharam	Banister	7
Maharam	Bar	5
Maharam	Bar Crypton	6
Maharam	Beacon	7
Maharam	Beam	7
Maharam	Beside	6
Maharam	Bevel	5
Maharam	Bitmap	6
Maharam	Blip	7
Maharam	Bluff	6
Maharam	Boundary	6
Maharam	Brim	7
Maharam	Brindle	5
Maharam	Brio	6
Maharam	Bureau	5
Maharam	Candid	5
Maharam	Caper	5
Maharam	Cartouche	6
Maharam	Centric	7
Maharam	Chance	6
Maharam	Chasm	6
Maharam	Chime	5
Maharam	Chock	6
Maharam	Circuit	6
Maharam	Clamber	6
Maharam	Coin	5
Maharam	Coincide	5
Maharam	Column	6
Maharam	Compound	6
Maharam	Conduit	5
Maharam	Crew	6
Maharam	Crisp	5
Maharam	Crush	7
Maharam	Cylce	6
Maharam	Dapper	6
Maharam	Dart	7

Manufacturer	Pattern	Grade
Maharam	Decode	6
Maharam	Disc	5
Maharam	Disc Crypton	6
Maharam	Disperse	6
Maharam	Ditto	7
Maharam	Divide	5
Maharam	Divide Crypton	6
Maharam	Dwell	5
Maharam	Emit	5
Maharam	Enmesh	6
Maharam	Exchange	6
Maharam	Fasten	7
Maharam	Fathom	5
Maharam	Feature	6
Maharam	Floret	6
Maharam	Fluent Cryton	6
Maharam	Focus	5
Maharam	Fraction	7
Maharam	Furrow	6
Maharam	Gild	6
Maharam	Grade	7
Maharam	Grove	6
Maharam	Hedge	6
Maharam	Helix	7
Maharam	Insignia	7
Maharam	Instill	6
Maharam	Joist	8
Maharam	Keen	5
Maharam	Kindred	6
Maharam	Knot	9
Maharam	Lariat	5
Maharam	Latch	7
Maharam	Lean	6
Maharam	Ledger	6
Maharam	Lens	5
Maharam	Limn	8
Maharam	Lineage	5
Maharam	Loop	6
Maharam	Lunar	5
Maharam	Manner	5
Maharam	Marquee	5
Maharam	Medium	5
Maharam	Medley	5
Maharam	Meld	5
Maharam	Meridian	6
Maharam	Merit	5
Maharam	Messenger	5
Maharam	Metric	5
Maharam	Micro	5
Maharam	Milestone	5
Maharam	Mineral	6
Maharam	Mister	7
Maharam	Mode	5
Maharam	Multiply	5
Maharam	Murmur	5
Maharam	Muse	4
Maharam	Oblique	5
Maharam	Offset	8
Maharam	Omen	6

Manufacturer	Pattern	Grade	MAYER			Manufacturer	Pattern	Grade
Maharam	Orbit	5	Manufacturer	Pattern	Grade	Mayer	Duraweave® 10	1
Maharam	Parquet	7	Mayer	Abbey	5	Mayer	Echo	4
Maharam	Pennant	7	Mayer	Acclaim	5	Mayer	Ecosphere	5
Maharam	Pepper	6	Mayer	Acuco	6	Mayer	Elevation	5
Maharam	Pick	5	Mayer	Align	3	Mayer	Engrave	3
Maharam	Pick Crypton	6	Mayer	All Seasons FR	3	Mayer	Entwine	4
Maharam	Pinnacle	6	Mayer	Amadeus	6	Mayer	Ephesus	5
Maharam	Plait	6	Mayer	Ankara	5	Mayer	Essence	5
Maharam	Pocket	7	Mayer	Antique	4	Mayer	Etch	3
Maharam	Prime	7	Mayer	Apollo Silicone	6	Mayer	Evolve	6
Maharam	Quay	6	Mayer	Arabesque	4	Mayer	Facets	5
Maharam	Quick	5	Mayer	Arcade	5	Mayer	FanFare	6
Maharam	Radiant	8	Mayer	Aristocrat	4	Mayer	Fedora	3
Maharam	Reel	7	Mayer	Array	4	Mayer	Fiji	2
Maharam	Ring	6	Mayer	Ascension	5	Mayer	Finale	5
Maharam	Rule	7	Mayer	Avenue	5	Mayer	Flair	3
Maharam	Runner	7	Mayer	Bali	3	Mayer	Florentino	3
Maharam	Scape	7	Mayer	Basic	1	Mayer	Flower Power	3
Maharam	Schema	6	Mayer	Batik	3	Mayer	Form	5
Maharam	Scuba	6	Mayer	Blueprint	2	Mayer	Forte	1
Maharam	Scute	6	Mayer	Boardwalk	4	Mayer	Foundation 10	2
Maharam	Scuttle	6	Mayer	Bolero	5	Mayer	Fretwork	6
Maharam	Seam	5	Mayer	Boro	6	Mayer	Function	4
Maharam	Serif	8	Mayer	Botanica	5	Mayer	Gala	5
Maharam	Serried	7	Mayer	Botany	5	Mayer	Galveston	4
Maharam	Shadow	6	Mayer	Boteh	7	Mayer	Geisha	6
Maharam	Sheen	6	Mayer	Caressa FR	3	Mayer	Gem	3
Maharam	Signal	6	Mayer	Carousel	7	Mayer	Genesis	3
Maharam	Slant	6	Mayer	Cascade	5	Mayer	Genesis plus NanoGuard™	4
Maharam	Sort	5	Mayer	Catwalk	4	Mayer	Gravity	5
Maharam	Span	6	Mayer	Chaps	4	Mayer	Groundworks	5
Maharam	Stature	6	Mayer	Charette	4	Mayer	Haarlem	6
Maharam	Steady	6	Mayer	Chequers	5	Mayer	Haberdash	3
Maharam	Steady Crypton	6	Mayer	Circuit	6	Mayer	Havana	3
Maharam	Stride	6	Mayer	Circumference	6	Mayer	Hexagon	4
Maharam	Strum	6	Mayer	Cirque	4	Mayer	Holiday	5
Maharam	Sudden	7	Mayer	Code	1	Mayer	Huipil	6
Maharam	Surge	6	Mayer	Collage	6	Mayer	Images	4
Maharam	Tailor	5	Mayer	Comalapa	6	Mayer	Imprint	3
Maharam	Tally	7	Mayer	Contempo	4	Mayer	Infinity	5
Maharam	Tempera	7	Mayer	Continuum 10	3	Mayer	Interlace	4
Maharam	Tend	6	Mayer	Copa	2	Mayer	Interlochen	4
Maharam	Ticker	6	Mayer	Cosmopolitan	5	Mayer	Intrigue	4
Maharam	Tilt	7	Mayer	Crazy Quilt	6	Mayer	Jekyll & Hyde	4
Maharam	Trait	6	Mayer	Cross Check	2	Mayer	Jitterbug	4
Maharam	Treat	7	Mayer	Cube	3	Mayer	Jive	2
Maharam	Trellis	7	Mayer	Cuddle Up	5	Mayer	Journey	4
Maharam	Trio	8	Mayer	Curlicue	4	Mayer	Jubilee	3
Maharam	Trundle	5	Mayer	Dande	4	Mayer	Kantha	6
Maharam	Urban	7	Mayer	Darning	6	Mayer	Katagami	6
Maharam	Venn	6	Mayer	Dazzle	4	Mayer	Kensington	5
Maharam	Vestige	7	Mayer	Debonair	5	Mayer	Key Largo	3
Maharam	Waver	6	Mayer	Decoy	5	Mayer	Kobe	3
Maharam	Wedge	7	Mayer	Destiny	3	Mayer	Labyrinth	6
Maharam	Wend	6	Mayer	Destiny plus NanoGuard™	4	Mayer	Landscape	5
Maharam	Whirl	5	Mayer	Disco	4	Mayer	Latitude	5
Maharam	Wrap	6	Mayer	Drake	4	Mayer	Lavish	5
			Mayer	Dublin Tweed FR	4	Mayer	Links	4
			Mayer	Durango	3	Mayer	London	5

Graded In Fabrics

Manufacturer	Pattern	Grade	Manufacturer	Pattern	Grade	MOMENTUM		
Manufacturer	Pattern	Grade	Manufacturer	Pattern	Grade	Manufacturer	Pattern	Grade
Mayer	Longhorn	5	Mayer	Samba	2	Momentum	3D Grid	8
Mayer	Longitude	5	Mayer	Samurai	6	Momentum	Ace	4
Mayer	Lotus	6	Mayer	Saori	6	Momentum	Acoustic	6
Mayer	Madras	3	Mayer	Score	5	Momentum	Agora II	5
Mayer	Madrid SP Black	1	Mayer	Sequel	2	Momentum	Aldo	8
Mayer	Malibu	5	Mayer	Sequel plus NanoGuard™	4	Momentum	Allegory	6
Mayer	Mandala	7	Mayer	Sequence	4	Momentum	Amentii II	6
Mayer	Matka	4	Mayer	Shantung	3	Momentum	Amuse	5
Mayer	Matter	5	Mayer	Sherlock	3	Momentum	April	6
Mayer	Maverick	3	Mayer	Sierra SP Black	1	Momentum	Archer	6
Mayer	Mayfair	5	Mayer	Signs	6	Momentum	Audubon	7
Mayer	Meander	3	Mayer	Silk Screen	4	Momentum	Bandwidth II	6
Mayer	Melange	3	Mayer	SilverWeave	4	Momentum	Bangle	3
Mayer	Metal Strips	6	Mayer	Sketch	4	Momentum	Banter	7
Mayer	Microdot	4	Mayer	Slick	4	Momentum	Beeline EPU	4
Mayer	Midway	3	Mayer	Social Network	5	Momentum	Beep	4
Mayer	Milagro	6	Mayer	Soho	5	Momentum	Bobby	2
Mayer	Milano	4	Mayer	Soleil	6	Momentum	Boom II	5
Mayer	Mingle	4	Mayer	Sophisticate	4	Momentum	Boxcar	6
Mayer	Mode	5	Mayer	Spacer Mesh	2	Momentum	Bravo II	5
Mayer	Molecule	6	Mayer	Splendor	5	Momentum	Brink	6
Mayer	Monogram	4	Mayer	Spokes	6	Momentum	Brisk	6
Mayer	Moonscape	3	Mayer	Static	6	Momentum	Buoy	6
Mayer	Mosaic	3	Mayer	Stellar	3	Momentum	Cairns	7
Mayer	Mosaic plus NanoGuard™	4	Mayer	Sula	6	Momentum	Camber	7
Mayer	Neo	5	Mayer	Suna	6	Momentum	Canter EPU	3
Mayer	Niche	5	Mayer	Sutra	6	Momentum	Carlo	7
Mayer	Nirvana	6	Mayer	Sydney	2	Momentum	Cashmere II	5
Mayer	Noble	3	Mayer	Synapse	6	Momentum	Centric	7
Mayer	Nostalgia	5	Mayer	Tango	3	Momentum	Chipper	7
Mayer	Nylon-Stat ESD	5	Mayer	Tattersall	5	Momentum	Chromatic	6
Mayer	Obi	6	Mayer	Textura	6	Momentum	Cityscape	7
Mayer	Obsession	6	Mayer	Theory 10	3	Momentum	Clang	5
Mayer	Odessa	5	Mayer	Time Line	4	Momentum	Colorwheel	6
Mayer	Optic 10	3	Mayer	Turnabout	6	Momentum	Cover Cloth	4
Mayer	Outback	3	Mayer	Valet	3	Momentum	Croquet	7
Mayer	Oxen SP Black	1	Mayer	Variant 10	3	Momentum	Crossing Colors	7
Mayer	Palermo	5	Mayer	Vector	6	Momentum	Cube	6
Mayer	Parallel	3	Mayer	Venetian	8	Momentum	Current	5
Mayer	Pastime	5	Mayer	Verona	4	Momentum	Cutout	8
Mayer	Patio	3	Mayer	Vibrant	5	Momentum	Dart	4
Mayer	Phoenix	4	Mayer	Viewpoint	6	Momentum	Dash	7
Mayer	Plaza	5	Mayer	Villa	5	Momentum	Dayspell	6
Mayer	Polygon	4	Mayer	Vintage Mohair	Call	Momentum	Decode	4
Mayer	Positive Thoughts	6	Mayer	Vinyl Stat ESD	5	Momentum	Delve	6
Mayer	Primo	5	Mayer	Vipassana	6	Momentum	Dive	6
Mayer	Prism 10	3	Mayer	Vogue	4	Momentum	Drawing Lines	7
Mayer	Puno	6	Mayer	Volante	8	Momentum	Drift	7
Mayer	Quattro	2	Mayer	Wallaby SP Black	1	Momentum	Ebb	7
Mayer	Ranchero	1	Mayer	Whirligig	6	Momentum	Echo II	6
Mayer	Reflector	6	Mayer	Wildflower	6	Momentum	Edison	7
Mayer	Refuge	5	Mayer	Wilson	6	Momentum	Embark	6
Mayer	Rejuvenate	6	Mayer	Wool Boucle	7	Momentum	Endurance EPU	4
Mayer	Relativity	6	Mayer	Wool Felt	5	Momentum	Eon EPU	5
Mayer	Replay	5	Mayer	Wool Heather	5	Momentum	Epic	4
Mayer	Reveal	5	Mayer	Xanadu	6	Momentum	Essay	6
Mayer	Reverb	2	Mayer	Zazen	6	Momentum	Explore	7
Mayer	Rift	5	Mayer	Zen	5	Momentum	Expo	3
Mayer	Rumba	2						

Manufacturer	Pattern	Grade	Manufacturer	Pattern	Grade	Manufacturer	Pattern	Grade
Momentum	Faux Felt	5	Momentum	Paenthesis	3	Momentum	Viva II	6
Momentum	Fleet	6	Momentum	Perk	2	Momentum	Vox	3
Momentum	Float	5	Momentum	Phonton	6	Momentum	Wander	6
Momentum	Flow	6	Momentum	Phrase	6	Momentum	Waver	5
Momentum	Flux	7	Momentum	Pierre	8	Momentum	Weaving Palettes	6
Momentum	Focal	5	Momentum	Ping	5	Momentum	Well Well Well	8
Momentum	Fold	7	Momentum	Pique	4	Momentum	Whim	6
Momentum	Foray	5	Momentum	Pip	5	Momentum	Whit EPU	5
Momentum	Free	3	Momentum	Places Spaces Faces	7	Momentum	Why Why Why	7
Momentum	Fuse	2	Momentum	Propel	6	Momentum	Zipped	7
Momentum	Geo	7	Momentum	Propensity II	3			
Momentum	Glide	6	Momentum	Prospect	5			
Momentum	Graph	2	Momentum	Proximity	7			
Momentum	Grid	4	Momentum	Pursue	6			
Momentum	Groove EPU	5	Momentum	Quince	7			
Momentum	Guild	3	Momentum	Rein II	5			
Momentum	Habit	3	Momentum	Reveal	7			
Momentum	Halo	6	Momentum	Revolve	7			
Momentum	Hearsay	6	Momentum	Riga	7			
Momentum	Hop	6	Momentum	Ring	6			
Momentum	Hue	4	Momentum	Rise	4			
Momentum	Icon	5	Momentum	Rivet	4			
Momentum	Infinity C-Zero	3	Momentum	Row	5			
Momentum	Insight	3	Momentum	Rubato	6			
Momentum	Interim	6	Momentum	Rush Hour	7			
Momentum	Interlock	8	Momentum	Sail	6			
Momentum	Intermix II	5	Momentum	Scrabble	4			
Momentum	Jitney	6	Momentum	Sidestep	6			
Momentum	Jot	4	Momentum	Silica	6			
Momentum	Journal	7	Momentum	Silica Leather	6			
Momentum	Kindle	5	Momentum	Site Line	7			
Momentum	Kindred	6	Momentum	Sketching Air	7			
Momentum	Kinney	5	Momentum	Skip	4			
Momentum	Knack	5	Momentum	Slice	2			
Momentum	Ledge	5	Momentum	Small Talk	6			
Momentum	Lella	7	Momentum	Solace	4			
Momentum	Lens	4	Momentum	Sport	5			
Momentum	Leno	7	Momentum	Spontaneous	7			
Momentum	Level	6	Momentum	Starboard	6			
Momentum	Lina	7	Momentum	Story	6			
Momentum	Lineup	3	Momentum	Stroll	4			
Momentum	Llyod	7	Momentum	Strut	5			
Momentum	Lore	7	Momentum	Sublime II	5			
Momentum	Lucio	9	Momentum	Syntax	3			
Momentum	Ludwig	7	Momentum	Tack	5			
Momentum	Mapping Ideas	7	Momentum	Tact II	6			
Momentum	Marathon C-Zero	3	Momentum	Tactic	7			
Momentum	Marcel	7	Momentum	Tesla	6			
Momentum	Memory	7	Momentum	Tilt	6			
Momentum	Millennium C-Zero	3	Momentum	Toggle	3			
Momentum	Nagoya	7	Momentum	Traction	7			
Momentum	Nifty	5	Momentum	Tradition C-Zero	3			
Momentum	Nimble	7	Momentum	Trapeze	7			
Momentum	Odyssey C-Zero	3	Momentum	Trivia	7			
Momentum	Ohs II	7	Momentum	Turin	7			
Momentum	Origin	1	Momentum	Uplift	6			
Momentum	Painting Strokes	7	Momentum	Veer	6			
Momentum	Panorama	6	Momentum	Velocity	5			
Momentum	Parable	6	Momentum	Via	5			

PAUL BRAYTON		
Manufacturer	Pattern	Grade
Paul Brayton	Al Fresco	6
Paul Brayton	Almost Textura w/ Healthguard	7
Paul Brayton	Alpine	7
Paul Brayton	Angus	6
Paul Brayton	Backgammon	6
Paul Brayton	Canopy	6
Paul Brayton	Cirrus	6
Paul Brayton	Divine	4
Paul Brayton	Flannelsuede - 3100	9
Paul Brayton	Flannelsuede - 3103	9
Paul Brayton	Frolic	6
Paul Brayton	Fun	6
Paul Brayton	Jilly Twill	4
Paul Brayton	Journey	6
Paul Brayton	Killian	6
Paul Brayton	Meridian	5
Paul Brayton	Molly	6
Paul Brayton	Moonstruck	6
Paul Brayton	Nimbus	6
Paul Brayton	Odyssey	7
Paul Brayton	Pizzelle	6
Paul Brayton	Prizm	7
Paul Brayton	Promenade	6
Paul Brayton	Quest	6
Paul Brayton	Rhyme	4
Paul Brayton	Somerfield	6
Paul Brayton	Spinnaker	7
Paul Brayton	Stratus	6
Paul Brayton	Tiki	6
Paul Brayton	Toto Plaid	6
Paul Brayton	Tulip	6
Paul Brayton	Woodland	7

ULTRAFABRICS		
Manufacturer	Pattern	Grade
Ultrafabrics	Brisa	5
Ultrafabrics	Brisa Indoor/Outdoor	6
Ultrafabrics	Brisa Distressed	5

Graded In Fabrics

Manufacturer	Pattern	Grade
Ultrafabrics	Brisa Distressed Indoor/Outdoor	6
Ultrafabrics	Brisa Fresco	5
Ultrafabrics	Brisa Mokume	5
Ultrafabrics	Cora Indoor/Outdoor (Antimicrobial)	5
Ultrafabrics	Cove	5
Ultrafabrics	Dwell	5
Ultrafabrics	Eco Tech	5
Ultrafabrics	Fusion (Antimicrobial)	5
Ultrafabrics	Fusion Shimmer	5
Ultrafabrics	Helix	5
Ultrafabrics	Linen (Antimicrobial)	5
Ultrafabrics	Pony	5
Ultrafabrics	Primera	3
Ultrafabrics	Promessa (Antimicrobial)	5
Ultrafabrics	Promessa Indoor/Outdoor	6
Ultrafabrics	Strada	4
Ultrafabrics	Toscana	4
Ultrafabrics	Uccello	5
Ultrafabrics	Ultraleather Original	5
Ultrafabrics	Ultraleather Distressed Indoor/Outdoor (Antimicrobial)	6
Ultrafabrics	Ultraleather Pearlized	5
Ultrafabrics	Ultraleather Pro (Antimicrobial)	5
Ultrafabrics	Ultraleather Tottori	5
Ultrafabrics	Ultratech Wired (Greenguard Gold)	5
Ultrafabrics	Viva	5

CTL LEATHER		
Manufacturer	Pattern	Grade
CTL Leather	Atlantic	Call
CTL Leather	Barolo	Call
CTL Leather	Bull Soft	Call
CTL Leather	Capri	Call
CTL Leather	Caress	Call
CTL Leather	Classico	Call
CTL Leather	Cowboy	Call
CTL Leather	Dakota	Call
CTL Leather	Dallas Soft	Call
CTL Leather	Dublin	Call
CTL Leather	Elegance	Call
CTL Leather	Epic	Call
CTL Leather	Heritage	Call
CTL Leather	Linea	Call
CTL Leather	Lodge	Call
CTL Leather	Madras	Call
CTL Leather	Mardi Gras	Call
CTL Leather	Mustang	Call
CTL Leather	Palma	Call
CTL Leather	Paradiso	Call
CTL Leather	Prescott	Call
CTL Leather	Queensland	Call
CTL Leather	Rio	Call
CTL Leather	Roxy	Call
CTL Leather	Santiago	Call
CTL Leather	Seide	Call
CTL Leather	Siena	Call
CTL Leather	Stagecoach	Call
CTL Leather	Tuscania	Call
CTL Leather	Valencia	Call
CTL Leather	Vogue	Call

Manufacturer	Pattern	Grade
Spradling Vinyl	Heidi	3
Spradling Vinyl	Hitch	3
Spradling Vinyl	Inclination	5
Spradling Vinyl	Interlace	5
Spradling Vinyl	Invasion	5
Spradling Vinyl	Islander	3
Spradling Vinyl	Kaleidoscope	5
Spradling Vinyl	Kilkenny Tweed	5
Spradling Vinyl	Longitude	3
Spradling Vinyl	Madrid	3
Spradling Vinyl	Maglia	5
Spradling Vinyl	Marlin	3
Spradling Vinyl	Milled Pebble	3
Spradling Vinyl	Montona	3
Spradling Vinyl	Monticello	3
Spradling Vinyl	Navigator	3
Spradling Vinyl	Network	5
Spradling Vinyl	Nuance	4
Spradling Vinyl	Orion	3
Spradling Vinyl	Oxen	3
Spradling Vinyl	Patriot Plus	4
Spradling Vinyl	Pegasus	3
Spradling Vinyl	Polaris	3
Spradling Vinyl	Reflex	5
Spradling Vinyl	Reflex MQ	4
Spradling Vinyl	Renaissance	5
Spradling Vinyl	Ruffino	3
Spradling Vinyl	Savoy II	4
Spradling Vinyl	Scribe	5
Spradling Vinyl	Seabreeze	3
Spradling Vinyl	Sequins	5
Spradling Vinyl	Sierra	3
Spradling Vinyl	Silvertex	5
Spradling Vinyl	Simtex	4
Spradling Vinyl	Soho	3
Spradling Vinyl	Sphere	5
Spradling Vinyl	Stratosphere	5
Spradling Vinyl	Sutton	3
Spradling Vinyl	Torino	3
Spradling Vinyl	Trexx	3
Spradling Vinyl	Verona	3
Spradling Vinyl	Wallaby	3
Spradling Vinyl	Whisper	4
Spradling Vinyl	Zander	3

SPRADLING VINYL		
Manufacturer	Pattern	Grade
Spradling Vinyl	Allegro	3
Spradling Vinyl	Anchor	2
Spradling Vinyl	Apex	3
Spradling Vinyl	Aries	3
Spradling Vinyl	Ballistic	5
Spradling Vinyl	Beluga	3
Spradling Vinyl	Buckskin w/ Aberdeen Perf	3
Spradling Vinyl	Caliber	2
Spradling Vinyl	Caprice	3
Spradling Vinyl	Carbon Fiber	3
Spradling Vinyl	Cenery	3
Spradling Vinyl	Chambray	5
Spradling Vinyl	Corinthian	3
Spradling Vinyl	Dolce	5
Spradling Vinyl	Edgeline	5
Spradling Vinyl	Gemini	3
Spradling Vinyl	Genero	4
Spradling Vinyl	G-Grain	3
Spradling Vinyl	Grand Prix	3
Spradling Vinyl	Guardian	5

NeutralPosture

NeutralPosture.com

3904 N. Texas Ave.

Bryan, TX 77803

T 979.778.0502

F 979.778.0408

GSA

SCS Indoor Advantage

BIFMA e3/LEVEL

ISO 9001:2008 Approved

WOMEN
OWNED

